

Datasheet for ABIN6952264

**CD70 Protein (AA 52-193) (DYKDDDDK Tag,His tag)**[Go to Product page](#)**3** Images

## Overview

Quantity:	100 µg
Target:	CD70
Protein Characteristics:	AA 52-193
Origin:	Human
Source:	HEK-293 Cells
Protein Type:	Recombinant
Biological Activity:	Active
Purification tag / Conjugate:	This CD70 protein is labelled with DYKDDDDK Tag,His tag.

## Product Details

Purity:	>95 % as determined by SDS-PAGE.
Endotoxin Level:	Less than 1.0 EU per µg by the LAL method.

## Target Details

Target:	CD70
Alternative Name:	CD27 Ligand ( <a href="#">CD70 Products</a> )
Background:	Cluster of Differentiation 70 (CD70) is also known as CD27 ligand (CD27L / CD27LG), TNFSF7, TNFSF7G, is a type II transmembrane glycoprotein belonging to the TNF superfamily (TNFSF) and is a surface antigen found on activated T-and B-lymphocytes and mature dendritic cells. Binding of CD70 to its receptor CD27 induces in priming, effector functions, differentiation and memory formation of T-cells, and thus is involved in the biological processes including T-cell

## Target Details

activation, the proliferation of costimulated T-cells, as well as the generation of cytolytic T-cells. CD70 on T cells provides costimulatory signals that are required for T cell proliferation, clonal expansion and the promotion of effector T cell formation. CD70 on mouse B cell has been shown to inhibit terminal differentiation of activated B cells into plasma cells and enhances commitment to memory B cell responses. CD70 induces proliferation and IFN $\gamma$  production, on NK cells.

Molecular Weight: 49.3 kDa

NCBI Accession: [NP\\_001243](#)

Pathways: [Cancer Immune Checkpoints](#)

## Application Details

Restrictions: For Research Use only

## Handling

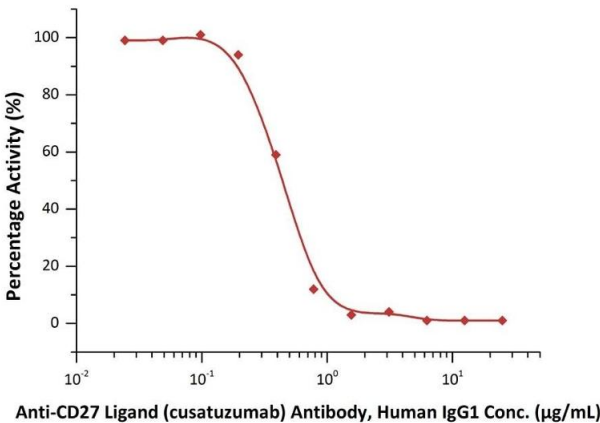
Format: Lyophilized

Buffer: PBS, pH 7.4

Storage: -20 °C


## Images

Inhibition of Human CD27 Ligand, His,Flag Tag (active trimer) (MALS verified) ELISA



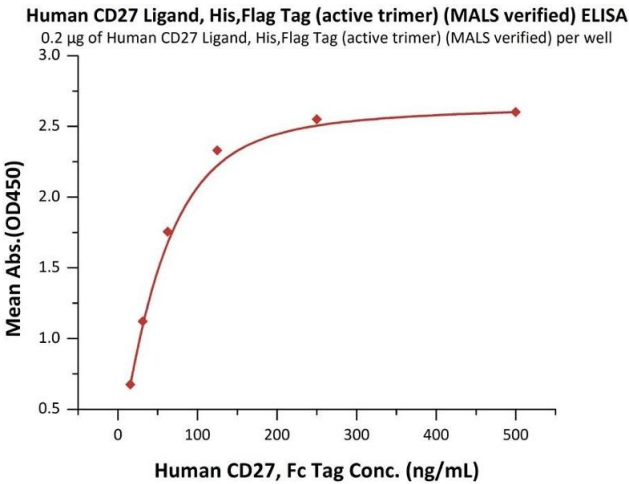
### ELISA

**Image 1.** Serial dilutions of A Ligand (cusatuzumab) Antibody, Human IgG1 were added into Human CD27 Ligand, His,Flag Tag (active trimer) (MALS verified) (ABIN6951037,ABIN6952264) : Biotinylated Human CD27, Fc,Avitag (ABIN4949011,ABIN4949012) binding reactions. The half maximal inhibitory concentration (IC<sub>50</sub>) is 0.42856 µg/mL (Routinely tested).



SDS-PAGE

**Image 2.** Human CD27 Ligand, His,Flag Tag (active trimer) (MALS verified) on under ing (NR) condition. The gel was stained overnight with Coomassie Blue. The purity of the protein is greater than 95 % .



ELISA

**Image 3.** Immobilized Human CD27 Ligand, His,Flag Tag (active trimer) (MALS verified) (ABIN6951037,ABIN6952264) at 2 µg/mL (100 µL/well) can bind Human CD27, Fc Tag (ABIN2180735,ABIN2180734) with a linear range of 2-125 ng/mL (QC tested).