



[Go to Product page](#)

Datasheet for ABIN7008065

anti-NLRC4 antibody

5 Images

Overview

Quantity:	60 µL
Target:	NLRC4
Reactivity:	Human, Mouse
Host:	Rabbit
Clonality:	Polyclonal
Conjugate:	This NLRC4 antibody is un-conjugated
Application:	Immunohistochemistry (IHC), Immunofluorescence (IF)

Product Details

Immunogen:	Recombinant fusion protein of mouse NLRC4 (NP_001028539.1).
Isotype:	IgG
Characteristics:	Polyclonal Antibody
Purification:	Affinity purification

Target Details

Target:	NLRC4
Alternative Name:	NLRC4 (NLRC4 Products)
Background:	This gene encodes a member of the caspase recruitment domain-containing NLR family. Family members play essential roles in innate immune response to a wide range of pathogenic organisms, tissue damage and other cellular stresses. Mutations in this gene result in autoinflammation with infantile enterocolitis. Alternative splicing results in multiple transcript

Target Details

variants.

Gene ID: 268973

UniProt: [Q9NPP4](#)

Pathways: [Activation of Innate immune Response](#), [Positive Regulation of Endopeptidase Activity](#), [Inflammasome](#)

Application Details

Application Notes: IHC 1:50-1:200 IF 1:50-1:200

Restrictions: For Research Use only

Handling

Format: Liquid

Concentration: 1 mg/mL

Buffer: PBS with 0.02 % sodium azide, 50 % glycerol, pH 7.3

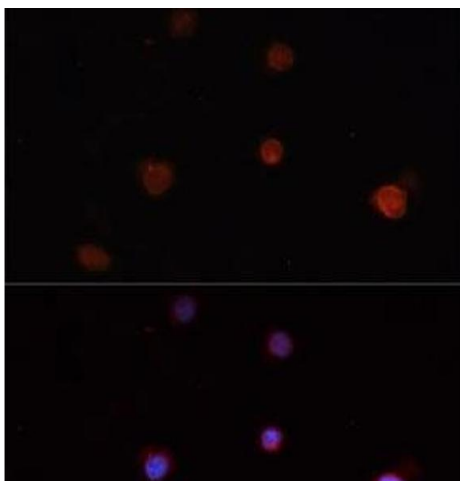
Preservative: Sodium azide

Precaution of Use: This product contains Sodium azide: a POISONOUS AND HAZARDOUS SUBSTANCE which should be handled by trained staff only.

Storage: -20 °C

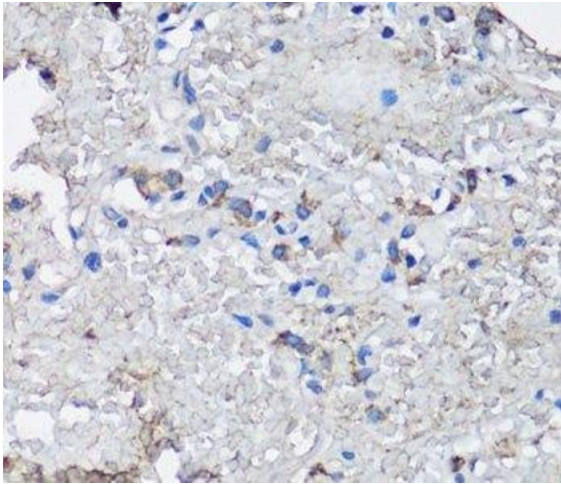
Storage Comment: Store at -20°C. Avoid freeze / thaw cycles.

Images



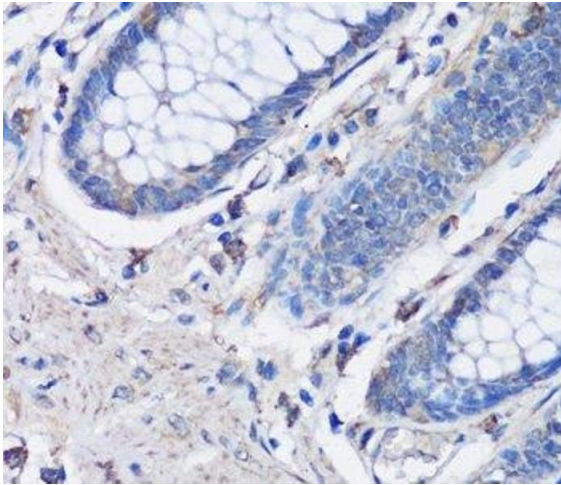
Immunofluorescence

Image 1. Immunofluorescence analysis of THP-1 cells using NLRC4 Polyclonal Antibody



Immunohistochemistry (Paraffin-embedded Sections)

Image 2. Immunohistochemistry of paraffin-embedded Human lung using NLRC4 Polyclonal Antibody at dilution of 1:100 (40x lens).



Immunohistochemistry (Paraffin-embedded Sections)

Image 3. Immunohistochemistry of paraffin-embedded Human colon using NLRC4 Polyclonal Antibody at dilution of 1:100 (40x lens).

Please check the [product details page](#) for more images. Overall 5 images are available for ABIN7008065.