

Datasheet for ABIN701680

anti-HSD11B2 antibody (AA 151-250)

7 Images

4 Publications

[Go to Product page](#)

Overview

Quantity:	100 µL
Target:	HSD11B2
Binding Specificity:	AA 151-250
Reactivity:	Rat, Mouse, Horse
Host:	Rabbit
Clonality:	Polyclonal
Conjugate:	This HSD11B2 antibody is un-conjugated
Application:	Western Blotting (WB), ELISA, Immunofluorescence (Cultured Cells) (IF (cc)), Immunofluorescence (Paraffin-embedded Sections) (IF (p)), Immunohistochemistry (Paraffin- embedded Sections) (IHC (p)), Immunohistochemistry (Frozen Sections) (IHC (fro))

Product Details

Immunogen:	KLH conjugated synthetic peptide derived from human HSD11B2
Isotype:	IgG
Cross-Reactivity:	Horse, Mouse, Rat
Predicted Reactivity:	Human,Dog
Purification:	Purified by Protein A.

Target Details

Target:	HSD11B2
---------	---------

Target Details

Alternative Name:	HSD11B2 (HSD11B2 Products)
Background:	<p>Synonyms: Corticosteroid 11-beta-dehydrogenase isozyme 2, 11-beta-hydroxysteroid dehydrogenase type 2, 11-DH2, 11-beta-HSD2, 11-beta-hydroxysteroid dehydrogenase type II, -HSD11 type II, NAD-dependent 11-beta-hydroxysteroid dehydrogenase, 11-beta-HSD, HSD11B2, HSD11K</p> <p>Background: Catalyzes the conversion of cortisol to the inactive metabolite cortisone.</p> <p>Modulates intracellular glucocorticoid levels, thus protecting the nonselective mineralocorticoid receptor from occupation by glucocorticoids.</p>
Gene ID:	3291
UniProt:	P80365
Pathways:	Steroid Hormone Biosynthesis , Regulation of Systemic Arterial Blood Pressure by Hormones

Application Details

Application Notes:	WB 1:300-5000 ELISA 1:500-1000 IHC-P 1:200-400 IHC-F 1:100-500 IF(IHC-P) 1:50-200 IF(IHC-F) 1:50-200 IF(ICC) 1:50-200
Restrictions:	For Research Use only

Handling

Format:	Liquid
Concentration:	1 µg/µL
Buffer:	0.01M TBS(pH 7.4) with 1 % BSA, 0.02 % Proclin300 and 50 % Glycerol.
Preservative:	ProClin
Precaution of Use:	This product contains ProClin: a POISONOUS AND HAZARDOUS SUBSTANCE, which should be handled by trained staff only.
Storage:	4 °C,-20 °C
Storage Comment:	Shipped at 4°C. Store at -20°C for one year. Avoid repeated freeze/thaw cycles.

Handling

Expiry Date: 12 months

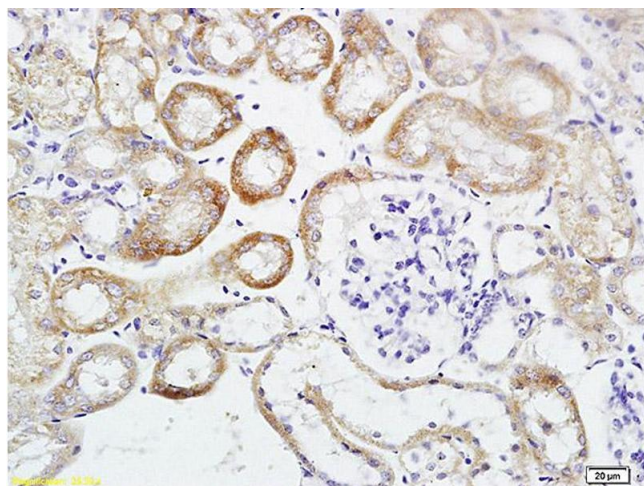
Publications

Product cited in: Ding, Shi, Han, Cui: "Regulation of glucocorticoid-related genes and receptors/regulatory enzyme expression in intrauterine growth restriction filial rats." in: **Life sciences**, Vol. 150, pp. 61-6, (2016) ([PubMed](#)).

Wang, Zhang, Zhang, Luo, Ye, Guo, Chen, Huang: "Preeclampsia induced by cadmium in rats is related to abnormal local glucocorticoid synthesis in placenta." in: **Reproductive biology and endocrinology : RB&E**, Vol. 12, pp. 77, (2015) ([PubMed](#)).

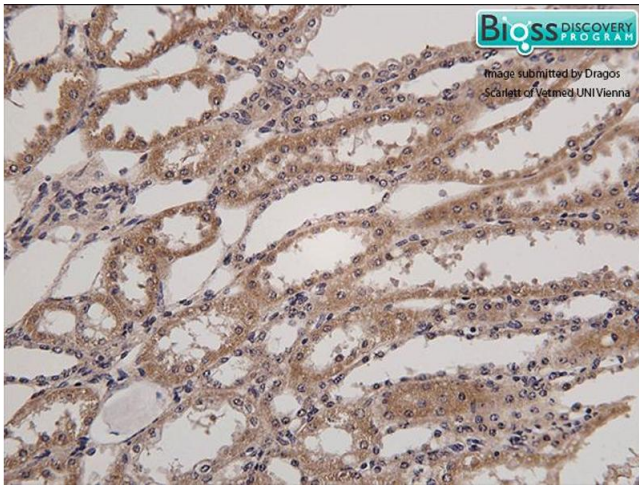
Xu, Zhao, Lin, Xiang, Wang, Ye, Huang: "Preeclampsia is associated with a deficiency of lipoxin A4, an endogenous anti-inflammatory mediator." in: **Fertility and sterility**, Vol. 102, Issue 1, pp. 282-290.e4, (2014) ([PubMed](#)).

Images



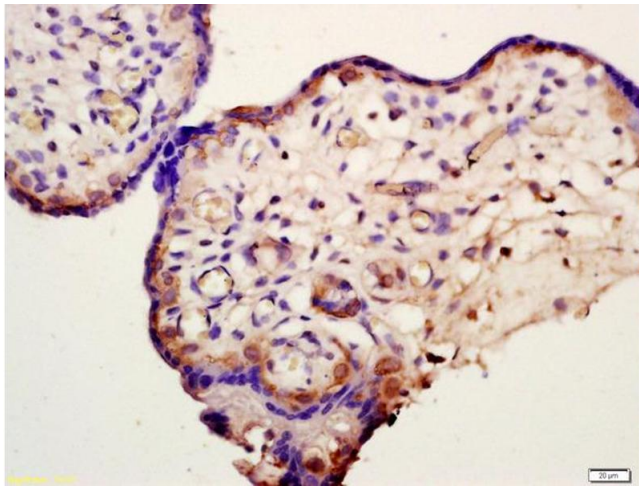
Immunohistochemistry

Image 1. Formalin-fixed and paraffin embedded mouse kidney tissue labeled with Anti HSD11B2 Polyclonal Antibody, Unconjugated (ABIN701680) at 1:200 followed by conjugation to the secondary antibody and DAB staining



Immunohistochemistry

Image 2. Formalin-fixed and paraffin embedded horse kidney labeled with Anti- HSD11B2 Polyclonal Antibody, Unconjugated at 1:200 followed by conjugation to the secondary antibody and DAB staining



Immunohistochemistry

Image 3. Formalin-fixed and paraffin embedded human placenta labeled with Anti-HSD11B2 Polyclonal Antibody, Unconjugated (ABIN701680) at 1:200 followed by conjugation to the secondary antibody and DAB staining

Please check the [product details page](#) for more images. Overall 7 images are available for ABIN701680.