

Datasheet for ABIN7073675
anti-CYP20A1 antibody



[Go to Product page](#)

4 Images

Overview

Quantity:	100 µL
Target:	CYP20A1
Reactivity:	Human, Mouse, Rat
Host:	Rabbit
Clonality:	Polyclonal
Conjugate:	This CYP20A1 antibody is un-conjugated
Application:	Western Blotting (WB), Immunohistochemistry (IHC), Immunofluorescence (IF)

Product Details

Immunogen:	Recombinant protein corresponding to Mouse CYP20A1
Cross-Reactivity:	Human, Rat
Purification:	Affinity purification

Target Details

Target:	CYP20A1
Alternative Name:	CYP20A1 (CYP20A1 Products)
Background:	CYP20A1 is a member of the cytochrome P450 superfamily of enzymes. The cytochrome P450 proteins are monooxygenases that catalyze many reactions involved in drug metabolism and synthesis of cholesterol, steroids and other lipids. The protein lacks one amino acid of the conserved heme binding site. It also lacks the conserved I-helix motif AGX(D, E)T, suggesting that its substrate may carry its own oxygen.

Target Details

Molecular Weight:	52 kDa
Gene ID:	77951
NCBI Accession:	NP_084289
UniProt:	Q8BKE6

Application Details

Application Notes:	WB (H,M,R) 1:300-1:600, IHC/IF (H,M,R) 1:500-1:1500
Restrictions:	For Research Use only

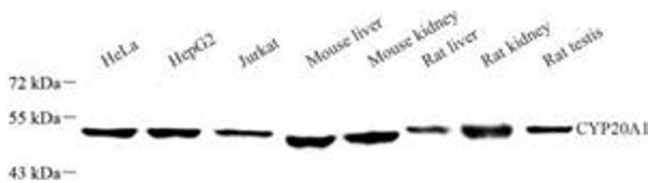
Handling

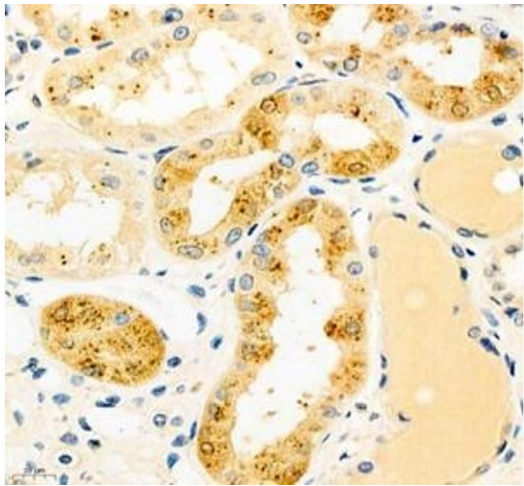
Format:	Liquid
Buffer:	PBS, pH 7.4, 0.02 % sodium azide
Preservative:	Sodium azide
Precaution of Use:	This product contains Sodium azide: a POISONOUS AND HAZARDOUS SUBSTANCE which should be handled by trained staff only.
Storage:	-20 °C

Images

Western Blotting

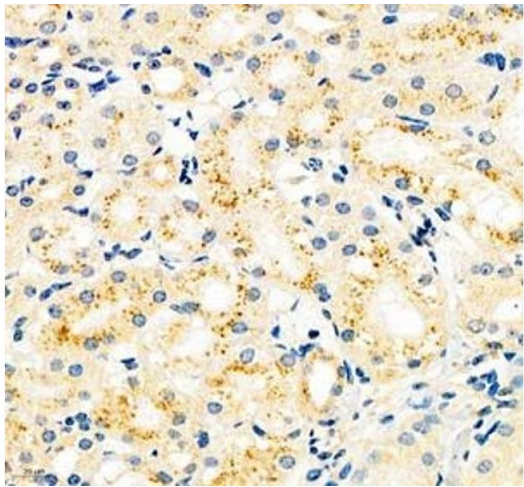
Image 1. Western blot analysis of CYP20A1 (ABIN7073675) at dilution of 1: 250





Immunohistochemistry (Paraffin-embedded Sections)

Image 2. Immunohistochemistry of paraffin embedded human kidney using CYP20A1 (ABIN7073675) at dilution of 1: 700 (400x lens)



Immunohistochemistry (Paraffin-embedded Sections)

Image 3. Immunohistochemistry of paraffin embedded mouse kidney using CYP20A1 (ABIN7073675) at dilution of 1: 700 (400x lens)

Please check the [product details page](#) for more images. Overall 4 images are available for ABIN7073675.