Datasheet for ABIN7074273

anti-HIF3A antibody

3 Images

Go to Product page

Overview

Quantity:	100 µL
Target:	HIF3A
Reactivity:	Mouse, Rat
Host:	Rabbit
Clonality:	Polyclonal
Conjugate:	This HIF3A antibody is un-conjugated
Application:	Immunohistochemistry (IHC), Immunofluorescence (IF)

Product Details

Immunogen:	Recombinant protein corresponding to Mouse HIF3 alpha
Cross-Reactivity:	Rat
Purification:	Affinity purification

Target Details

Target:	HIF3A
Alternative Name:	HIF3 alpha/IPAS (HIF3A Products)
Background:	Hypoxia-inducible factor (HIF) is one of the most important factors in the cellular response to hypoxia, transcriptionally activating genes encoding proteins that mediate adaptive responses to reduced oxygen availability. HIF is a heterodimer consisting of one of three subunits, HIF1 alpha, HIF2 alpha, or HIF3 alpha. HIF target genes play critical roles in metabolism, angiogenesis, cell proliferation and cell survival. HIF3 alpha protein is one of several alpha/beta-

Target Details

	subunit heterodimeric transcription factors that regulate many adaptive responses to low oxygen tension (hypoxia). The alpha 3 subunit lacks the transactivation domain found in factors containing either the alpha 1 or alpha 2 subunits. HIF3 alpha may be a marker for tumor growth and angiogenesis.
Gene ID:	53417
NCBI Accession:	NP_001156422
UniProt:	Q0VBL6
Pathways:	Warburg Effect

Application Details

Application Notes:	IHC/IF (M,R) 1:800-1:3000
Restrictions:	For Research Use only

Handling

Format:	Liquid
Buffer:	PBS, pH 7.4, 0.02 % sodium azide
Preservative:	Sodium azide
Precaution of Use:	This product contains Sodium azide: a POISONOUS AND HAZARDOUS SUBSTANCE which should be handled by trained staff only.
Storage:	-20 °C

Copyright antibodies-online. All rights reserved.

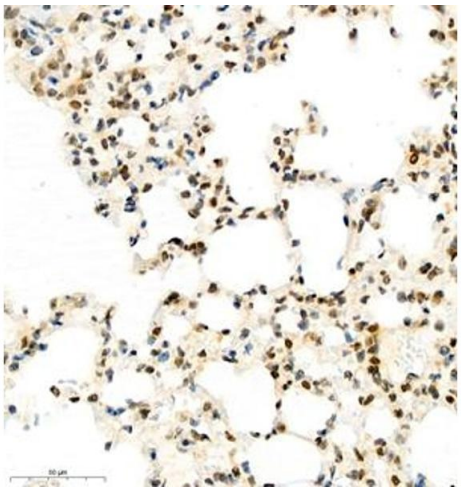

Immunohistochemistry (Paraffin-embedded Sections)

Image 1. Immunohistochemistry of paraffin embedded mouse lung using HIF-3α (ABIN7074273) at dilution of 1:1600 (400x lens)

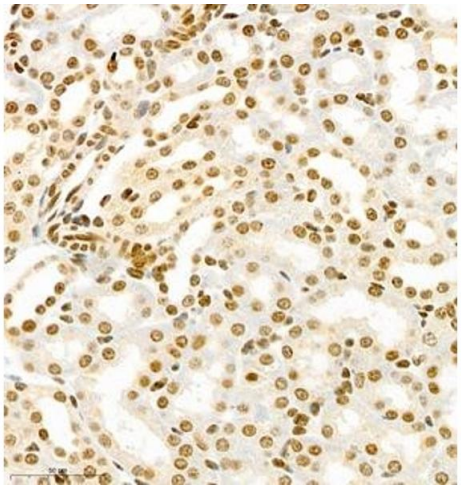

Immunohistochemistry (Paraffin-embedded Sections)

Image 2. Immunohistochemistry of paraffin embedded mouse kidney using HIF-3α (ABIN7074273) at dilution of 1:1600 (400x lens)

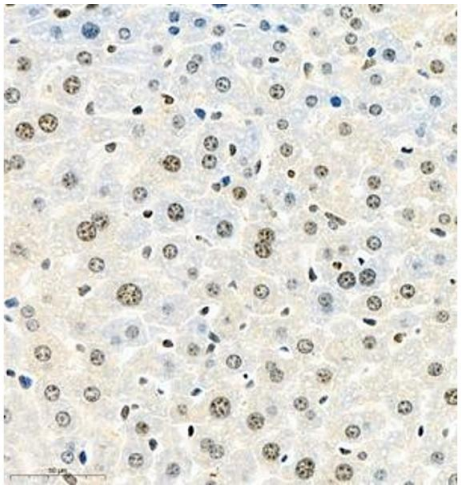

Immunohistochemistry (Paraffin-embedded Sections)

Image 3. Immunohistochemistry of paraffin embedded mouse liver using HIF-3α (ABIN7074273) at dilution of 1:1600 (400x lens)

 Copyright antibodies-online. All rights reserved.