

Datasheet for ABIN7075471

**anti-RNF7 antibody**

## 6 Images

[Go to Product page](#)

## Overview

Quantity:	100 µL
Target:	RNF7
Reactivity:	Human, Mouse, Rat
Host:	Rabbit
Clonality:	Polyclonal
Conjugate:	This RNF7 antibody is un-conjugated
Application:	Immunohistochemistry (IHC), Immunofluorescence (IF)

## Product Details

Immunogen:	KLH conjugated Synthetic peptide corresponding to Mouse RNF7
Cross-Reactivity:	Human, Rat
Purification:	Affinity purification

## Target Details

Target:	RNF7
Alternative Name:	RNF7 ( <a href="#">RNF7 Products</a> )
Background:	The RNF7 is probable a component of the SCF (SKP1-CUL1-F-box protein) E3 ubiquitin ligase complex which mediates the ubiquitination and subsequent proteasomal degradation of target proteins involved in cell cycle progression, signal transduction and transcription. Through the RING-type zinc finger, seems to recruit the E2 ubiquitination enzyme to the complex and brings it into close proximity to the substrate. Promotes the neddylation of CUL5 via its interaction

## Target Details

with UBE2F. May play a role in protecting cells from apoptosis induced by redox agents.

Gene ID: 19823

NCBI Accession: [NP\\_001298064](#)

UniProt: [Q9WTZ1](#)

Pathways: [Positive Regulation of Endopeptidase Activity](#)

## Application Details

Application Notes: IHC/IF (H,M,R) 1:500-1:2000/1:500-1:3000

Restrictions: For Research Use only

## Handling

Format: Liquid

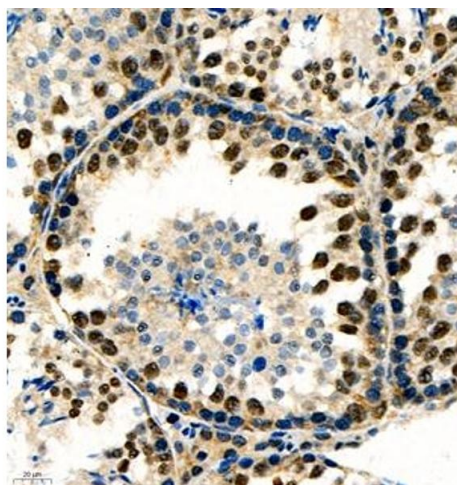
Buffer: PBS, pH 7.4, 0.02 % sodium azide

Preservative: Sodium azide

Precaution of Use: This product contains Sodium azide: a POISONOUS AND HAZARDOUS SUBSTANCE which should be handled by trained staff only.

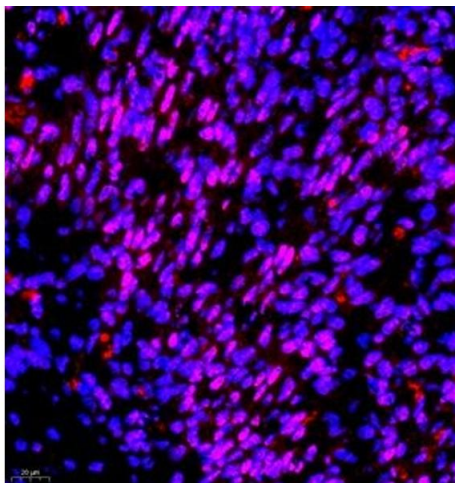
Storage: -20 °C

## Images



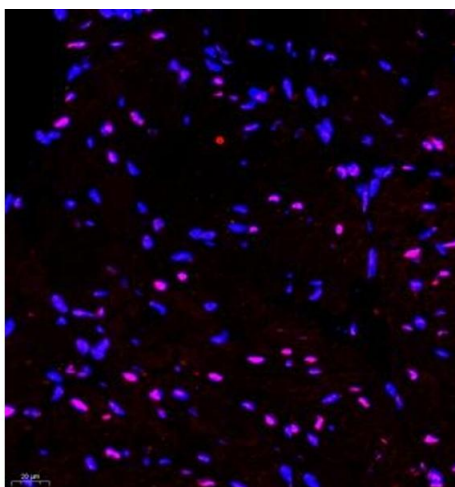
### Immunohistochemistry (Paraffin-embedded Sections)

**Image 1.** Immunohistochemistry of paraffin embedded rat testis using RNF7 (ABIN7075471) at dilution of 1:1000 (400x lens)



#### Immunofluorescence (Paraffin-embedded Sections)

**Image 2.** Immunofluorescence of paraffin embedded mouse embryonic mouse using RNF7 (ABIN7075471) at dilution of 1:2000 (400x lens)



#### Immunofluorescence (Paraffin-embedded Sections)

**Image 3.** Immunofluorescence of paraffin embedded mouse heart using RNF7 (ABIN7075471) at dilution of 1:2000 (400x lens)

Please check the [product details page](#) for more images. Overall 6 images are available for ABIN7075471.