

Datasheet for ABIN7075477

anti-RBM45 antibody

12 Images

[Go to Product page](#)

Overview

Quantity:	100 µL
Target:	RBM45
Reactivity:	Rat, Mouse
Host:	Rabbit
Clonality:	Polyclonal
Conjugate:	This RBM45 antibody is un-conjugated
Application:	Immunofluorescence (IF), Immunohistochemistry (IHC)

Product Details

Immunogen:	KLH conjugated Synthetic peptide corresponding to Mouse RB-1
Cross-Reactivity:	Rat
Purification:	Affinity purification

Target Details

Target:	RBM45
Alternative Name:	RB-1 (RBM45 Products)
Background:	<p>RB1 belongs to the retinoblastoma protein family. It is a key regulator of entry into cell division that acts as a tumor suppressor. RB1 acts as a transcription repressor of E2F1 target genes. The underphosphorylated, active form of RB1 interacts with E2F1 and represses its transcription activity, leading to cell cycle arrest. It is directly involved in heterochromatin formation by maintaining overall chromatin structure and, in particular, that of constitutive</p>

Target Details

heterochromatin by stabilizing histone methylation.

Gene ID: 19645

NCBI Accession: [NP_033055](#)

UniProt: [P13405](#)

Application Details

Application Notes: IHC/IF (M,R) 1:700-1:1400/1:500-1:2500

Restrictions: For Research Use only

Handling

Format: Liquid

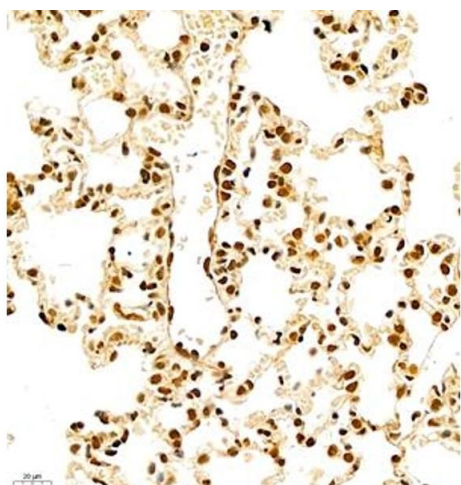
Buffer: PBS, pH 7.4, 0.02 % sodium azide

Preservative: Sodium azide

Precaution of Use: This product contains Sodium azide: a POISONOUS AND HAZARDOUS SUBSTANCE which should be handled by trained staff only.

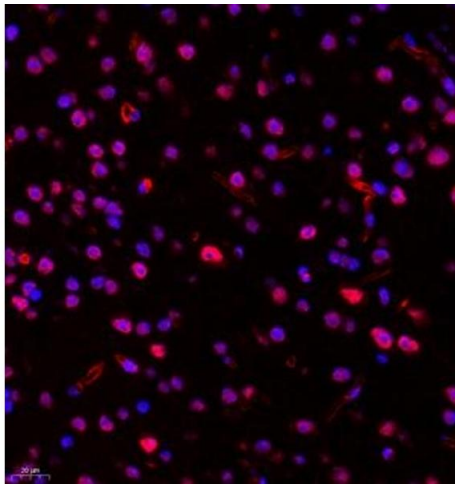
Storage: -20 °C

Images



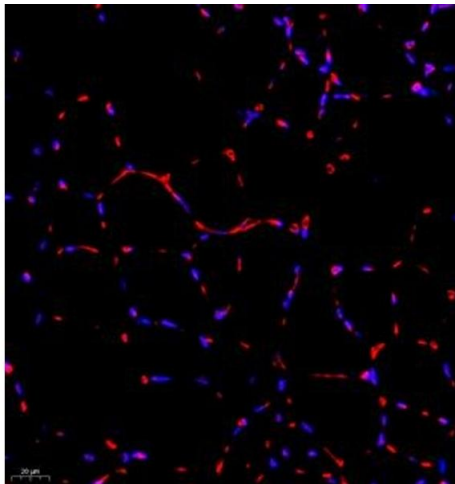
Immunohistochemistry (Paraffin-embedded Sections)

Image 1. Immunohistochemistry of paraffin embedded rat lung using RB1 (ABIN7075477) at dilution of 1:700 (400x lens)



Immunofluorescence (Paraffin-embedded Sections)

Image 2. Immunofluorescence of paraffin embedded mouse Brain using RB1 (ABIN7075477) at dilution of 1:1400 (400x lens)



Immunofluorescence (Paraffin-embedded Sections)

Image 3. Immunofluorescence of paraffin embedded mouse Skeletal muscle using RB1 (ABIN7075477) at dilution of 1:1400 (400x lens)

Please check the [product details page](#) for more images. Overall 12 images are available for ABIN7075477.