

Datasheet for ABIN7075867

anti-TSPAN1 antibody

5 Images

[Go to Product page](#)

Overview

Quantity:	100 µL
Target:	TSPAN1
Reactivity:	Human, Rat
Host:	Rabbit
Clonality:	Polyclonal
Conjugate:	This TSPAN1 antibody is un-conjugated
Application:	Immunohistochemistry (IHC), Immunofluorescence (IF)

Product Details

Immunogen:	Recombinant protein corresponding to Mouse TSPAN1
Cross-Reactivity:	Human, Rat
Purification:	Affinity purification

Target Details

Target:	TSPAN1
Alternative Name:	TSPAN1 (TSPAN1 Products)
Background:	TSPAN1 is a membrane protein of the tetraspanin superfamily, which are characterized by the presence of four conserved transmembrane regions. Tetraspanins have been involved in diverse processes such as cell activation and proliferation, adhesion and motility, differentiation, and cancer. Altered TSPAN1 expression has been associated with the progression in some neoplasms including hepatocellular carcinoma, colorectal, gastric and

Target Details

breast cancers.

Gene ID: 66805

UniProt: [Q99J59](#)

Application Details

Application Notes: IHC/IF (H,R) 1:2000-1:4000

Restrictions: For Research Use only

Handling

Format: Liquid

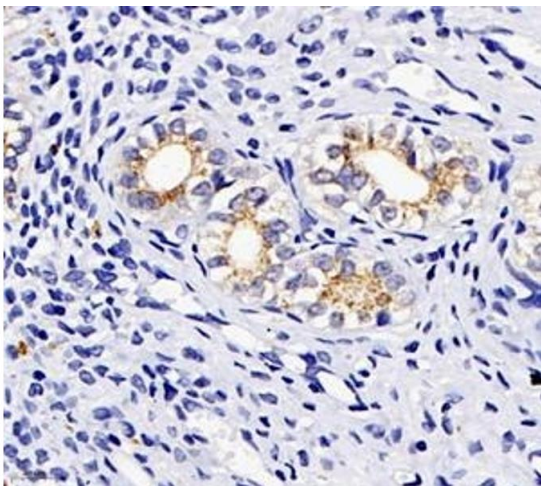
Buffer: PBS, pH 7.4, 0.02 % sodium azide

Preservative: Sodium azide

Precaution of Use: This product contains Sodium azide: a POISONOUS AND HAZARDOUS SUBSTANCE which should be handled by trained staff only.

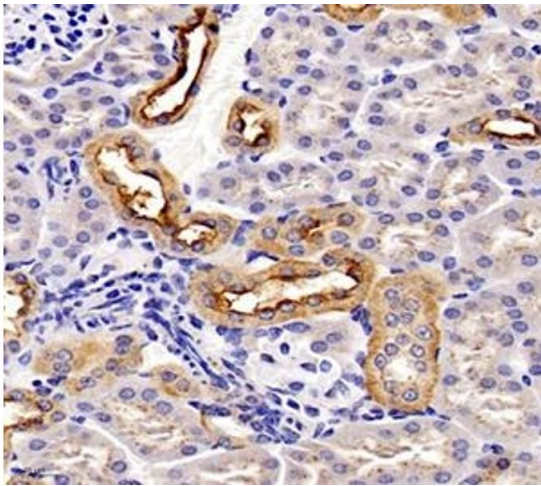
Storage: -20 °C

Images



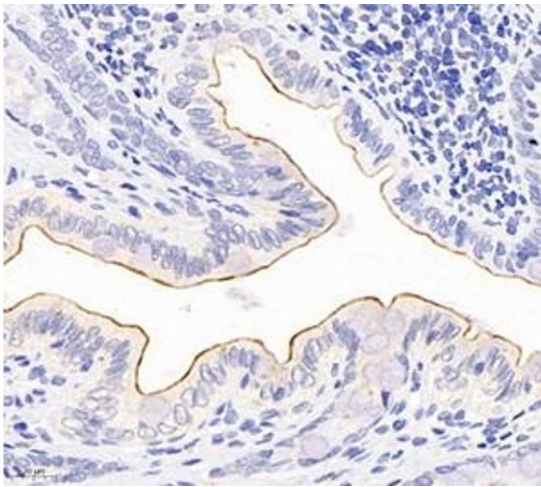
Immunohistochemistry (Paraffin-embedded Sections)

Image 1. Immunohistochemistry analysis of paraffin-embedded rat uterus using TSPAN1 (ABIN7075867) at dilution of 1: 4000



Immunohistochemistry (Paraffin-embedded Sections)

Image 2. Immunohistochemistry analysis of paraffin-embedded mouse kidney using TSPAN1 (ABIN7075867) at dilution of 1: 4000



Immunohistochemistry (Paraffin-embedded Sections)

Image 3. Immunohistochemistry analysis of paraffin-embedded rat colon using TSPAN1 (ABIN7075867) at dilution of 1: 4000

Please check the [product details page](#) for more images. Overall 5 images are available for ABIN7075867.