



[Go to Product page](#)

Datasheet for ABIN7075943

anti-TPRKB antibody

5 Images

Overview

Quantity:	100 µL
Target:	TPRKB
Reactivity:	Rat
Host:	Rabbit
Clonality:	Polyclonal
Conjugate:	This TPRKB antibody is un-conjugated
Application:	Immunohistochemistry (IHC), Immunofluorescence (IF)

Product Details

Immunogen:	Recombinant protein corresponding to Mouse TPRKB
Cross-Reactivity:	Rat
Purification:	Affinity purification

Target Details

Target:	TPRKB
Alternative Name:	TPRKB (TPRKB Products)
Background:	TPRKB, also named as CGI 121, belongs to the CGI121/TPRKB family. It interacts with TP53RK/PRPK and is widely expressed in all tissues.
Gene ID:	69786
UniProt:	Q8QZZ7

Application Details

Application Notes: IHC/IF (R) 1:2100-1:4200/1:500-1:1000

Restrictions: For Research Use only

Handling

Format: Liquid

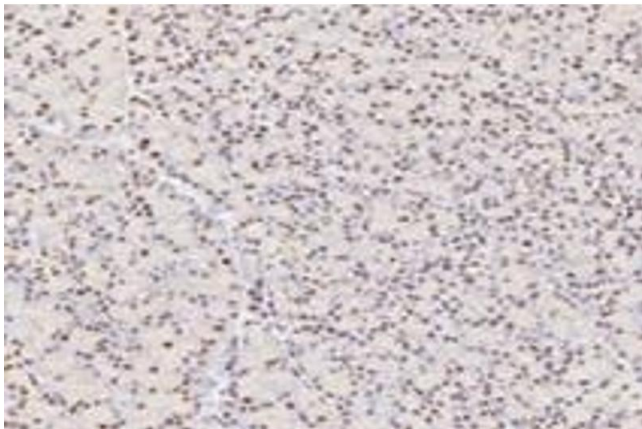
Buffer: PBS, pH 7.4, 0.02 % sodium azide

Preservative: Sodium azide

Precaution of Use: This product contains Sodium azide: a POISONOUS AND HAZARDOUS SUBSTANCE which should be handled by trained staff only.

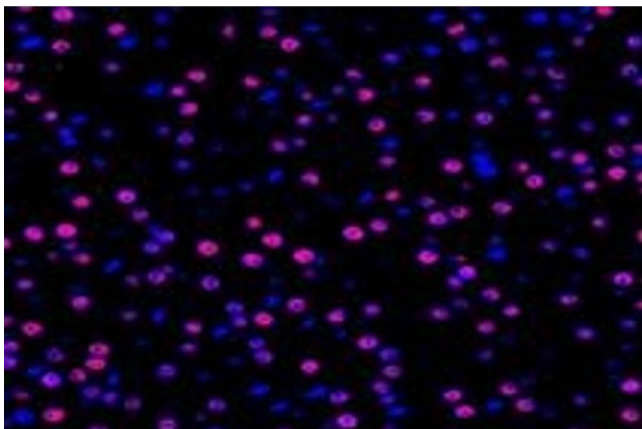
Storage: -20 °C

Images



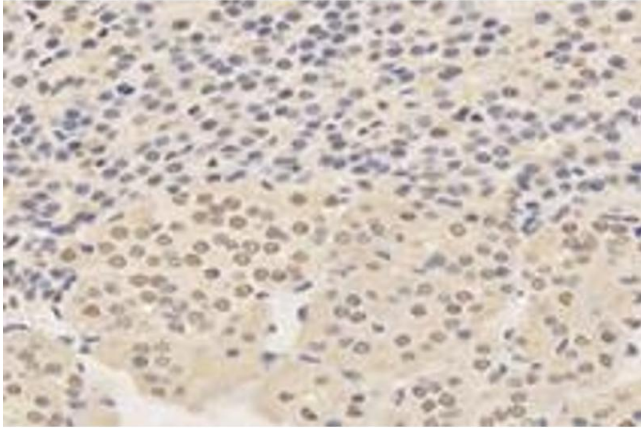
Immunohistochemistry (Paraffin-embedded Sections)

Image 1. Immunohistochemistry analysis of paraffin-embedded rat pancreas using TPRKB (ABIN7075943) at dilution of 1: 4200



Immunofluorescence (fixed cells)

Image 2. Immunofluorescent analysis of paraformaldehyde-fixed rat adrenal gland using TPRKB (ABIN7075943) at dilution of 1: 1000



Immunohistochemistry (Paraffin-embedded Sections)

Image 3. Immunohistochemistry analysis of paraffin-embedded rat adrenal gland using,TPRKB (ABIN7075943) at dilution of 1: 4200

Please check the [product details page](#) for more images. Overall 5 images are available for ABIN7075943.