

Datasheet for ABIN7076030  
**anti-Tropomyosin antibody**

5 Images

[Go to Product page](#)

## Overview

Quantity:	100 µL
Target:	Tropomyosin (TPM1)
Reactivity:	Rat, Mouse
Host:	Rabbit
Clonality:	Polyclonal
Conjugate:	This Tropomyosin antibody is un-conjugated
Application:	Western Blotting (WB), Immunohistochemistry (IHC), Immunofluorescence (IF)

## Product Details

Immunogen:	KLH conjugated Synthetic peptide corresponding to Mouse Tropomyosin 1 (alpha)
Cross-Reactivity:	Rat
Purification:	Affinity purification

## Target Details

Target:	Tropomyosin (TPM1)
Alternative Name:	Tropomyosin 1 (alpha) ( <a href="#">TPM1 Products</a> )
Background:	Binds to actin filaments in muscle and non-muscle cells. Plays a central role, in association with the troponin complex, in the calcium dependent regulation of vertebrate striated muscle contraction. Smooth muscle contraction is regulated by interaction with caldesmon. In non-muscle cells is implicated in stabilizing cytoskeleton actin filaments.
Molecular Weight:	36 kDa

Target Details

Gene ID:	22003
UniProt:	<a href="#">P58771</a>
Pathways:	<a href="#">Regulation of Actin Filament Polymerization</a>


Application Details

Application Notes:	WB, (M,R) 1:2000-1:4000, IHC/IF (M,R) 1:800-1:1600
Restrictions:	For Research Use only

Handling

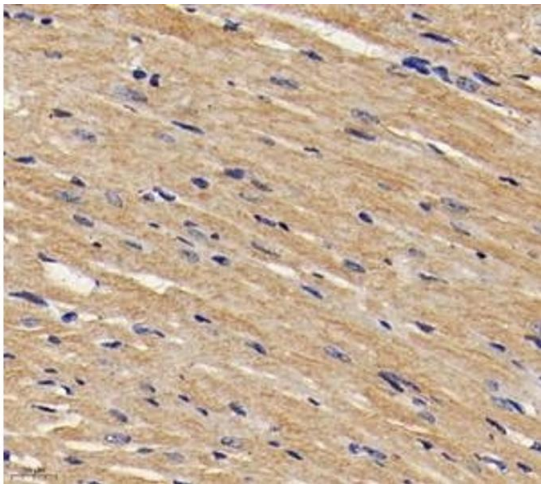
Format:	Liquid
Buffer:	PBS, pH 7.4, 0.02 % sodium azide
Preservative:	Sodium azide
Precaution of Use:	This product contains Sodium azide: a POISONOUS AND HAZARDOUS SUBSTANCE which should be handled by trained staff only.
Storage:	-20 °C

Images



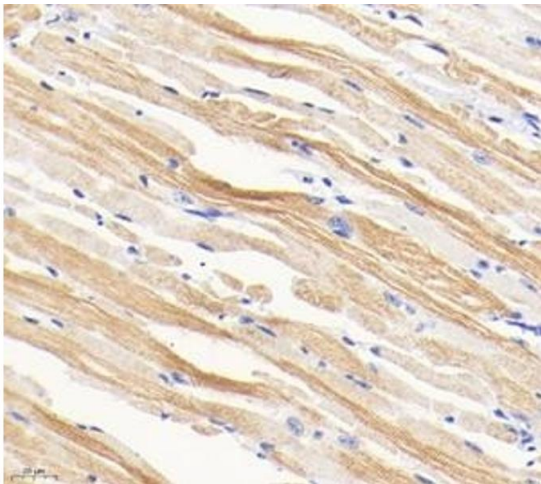
**Western Blotting**

**Image 1.** Western blot analysis of TPM1 (ABIN7076030), at dilution of 1: 400



#### Immunohistochemistry (Paraffin-embedded Sections)

**Image 2.** Immunohistochemistry analysis of paraffin-embedded mouse heart using,TMP1 (ABIN7076030) at dilution of 1: 1600



#### Immunohistochemistry (Paraffin-embedded Sections)

**Image 3.** Immunohistochemistry analysis of paraffin-embedded mouse tongue using,TMP1 (ABIN7076030) at dilution of 1: 1600

Please check the [product details page](#) for more images. Overall 5 images are available for ABIN7076030.