

Datasheet for ABIN7076067

**anti-BCMA antibody**

## 4 Images

[Go to Product page](#)

## Overview

Quantity:	100 µL
Target:	BCMA (TNFRSF17)
Reactivity:	Human, Rat
Host:	Rabbit
Clonality:	Polyclonal
Conjugate:	This BCMA antibody is un-conjugated
Application:	Western Blotting (WB), Immunohistochemistry (IHC), Immunofluorescence (IF)

## Product Details

Immunogen:	KLH conjugated Synthetic peptide corresponding to Mouse BCMA
Cross-Reactivity:	Human, Rat
Purification:	Affinity purification

## Target Details

Target:	BCMA (TNFRSF17)
Alternative Name:	BCMA ( <a href="#">TNFRSF17 Products</a> )
Background:	The protein encoded by this gene is a member of the TNF-receptor superfamily. This receptor is preferentially expressed in mature B lymphocytes, and may be important for B cell development and autoimmune response. This receptor has been shown to specifically bind to the tumor necrosis factor (ligand) superfamily, member 13b (TNFSF13B/TALL-1/BAFF), and to lead to NF-kappaB and MAPK8/JNK activation. This receptor also binds to various TRAF family members,

## Target Details

and thus may transduce signals for cell survival and proliferation.

Molecular Weight: 20 kDa

Gene ID: 21935

NCBI Accession: [NP\\_035738](#)

UniProt: [O88472](#)

## Application Details

Application Notes: WB (H) 1:250-1:500, IHC/IF (R) 1:600-1:1200

Restrictions: For Research Use only

## Handling

Format: Liquid

Buffer: PBS, pH 7.4, 0.02 % sodium azide

Preservative: Sodium azide

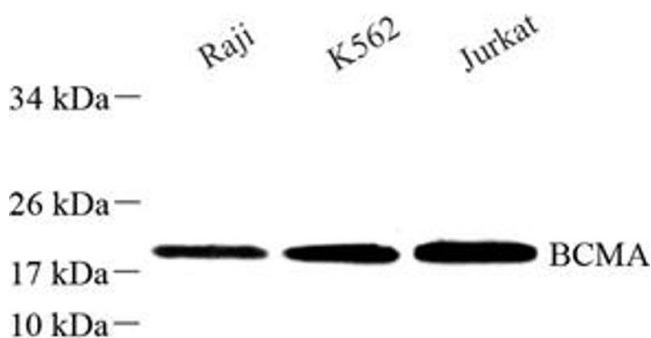
Precaution of Use: This product contains Sodium azide: a POISONOUS AND HAZARDOUS SUBSTANCE which should be handled by trained staff only.

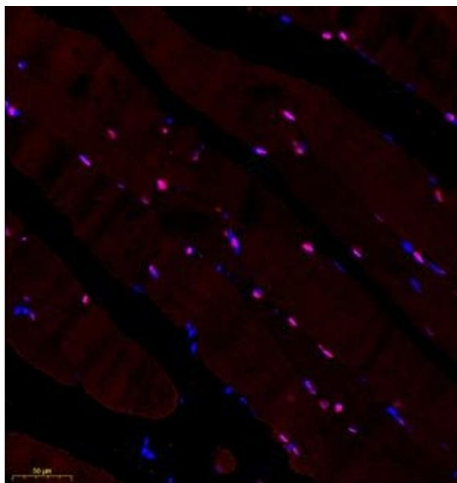
Storage: -20 °C

## Images

### Western Blotting

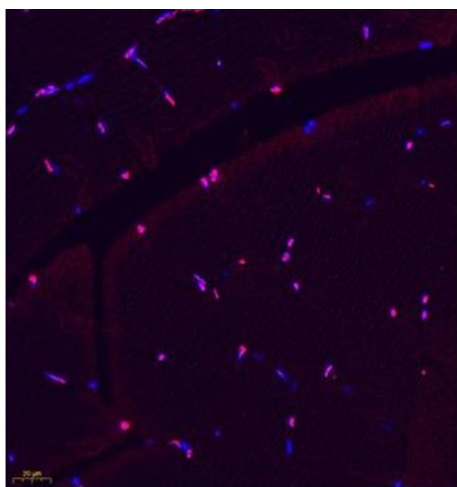
**Image 1.** Western blot analysis of BCMA (ABIN7076067) at dilution of 1: 250





#### Immunofluorescence (Paraffin-embedded Sections)

**Image 2.** Immunofluorescence of paraffin embedded rat skeletal muscle using BCMA (ABIN7076067) at dilution of 1: 600 (250x lens)



#### Immunofluorescence (Paraffin-embedded Sections)

**Image 3.** Immunofluorescence of paraffin embedded rat skeletal muscle using BCMA (ABIN7076067) at dilution of 1: 600 (400x lens)

Please check the [product details page](#) for more images. Overall 4 images are available for ABIN7076067.