



[Go to Product page](#)

Datasheet for ABIN7142596
anti-ALAS2 antibody (AA 50-587)

3 Images

Overview

Quantity:	100 µg
Target:	ALAS2
Binding Specificity:	AA 50-587
Reactivity:	Human
Host:	Rabbit
Clonality:	Polyclonal
Conjugate:	This ALAS2 antibody is un-conjugated
Application:	Western Blotting (WB), ELISA, Immunohistochemistry (IHC)

Product Details

Immunogen:	Recombinant Human 5-aminolevulinate synthase, erythroid-specific, mitochondrial protein (50-587AA)
Isotype:	IgG
Cross-Reactivity:	Human
Purification:	>95%, Protein G purified

Target Details

Target:	ALAS2
Alternative Name:	ALAS2 (ALAS2 Products)
Background:	Background: mitochondrial inner membrane, mitochondrial matrix, mitochondrion, 5-

Target Details

aminolevulinate synthase activity, coenzyme binding, glycine binding, cellular iron ion homeostasis, erythrocyte differentiation, heme biosynthetic process, hemoglobin biosynthetic process

Aliases: 5 @aminolevulinate synthase erythroid specific antibody, 5 aminolevulinate synthase 2 antibody, 5 aminolevulinate synthase 5 aminolevulinate synthase 2 antibody, 5 aminolevulinate synthase erythroid specific mitochondrial antibody, 5 aminolevulinic acid synthase 2 antibody, 5 aminolevulinic acid synthase antibody, 5-aminolevulinate synthase antibody, 5-aminolevulinic acid synthase 2 antibody, Alas 2 antibody, ALAS antibody, ALAS E antibody, ALAS, erythroid antibody, ALAS-E antibody, Alas2 antibody, ALASE antibody, Aminolevulinate delta synthase 2 antibody, Aminolevulinic acid synthase 2, erythroid antibody, ANH1 antibody, ASB antibody, Delta ALA synthase 2 antibody, Delta ALA synthetase antibody, Delta aminolevulinate synthase 2 antibody, Delta aminolevulinate synthase antibody, Delta-ALA synthase 2 antibody, Delta-aminolevulinate synthase 2 antibody, Erythroid specific ALAS antibody, erythroid-specific antibody, FLJ93603 antibody, HEM0_HUMAN antibody, mitochondrial antibody, OTTHUMP00000023388 antibody, OTTHUMP00000023389 antibody, OTTMUSP00000020679 antibody, RP23-338A17.1 antibody, SIDBA1 antibody, XLDPP antibody, XLEPP antibody, XLSA antibody

UniProt: [P22557](#)

Pathways: [Transition Metal Ion Homeostasis](#)

Application Details

Application Notes: Recommended dilution: WB:1:1000-1:5000, IHC:1:20-1:200,

Restrictions: For Research Use only

Handling

Format: Liquid

Buffer: Preservative: 0.03 % Proclin 300
Constituents: 50 % Glycerol, 0.01M PBS, PH 7.4

Preservative: ProClin

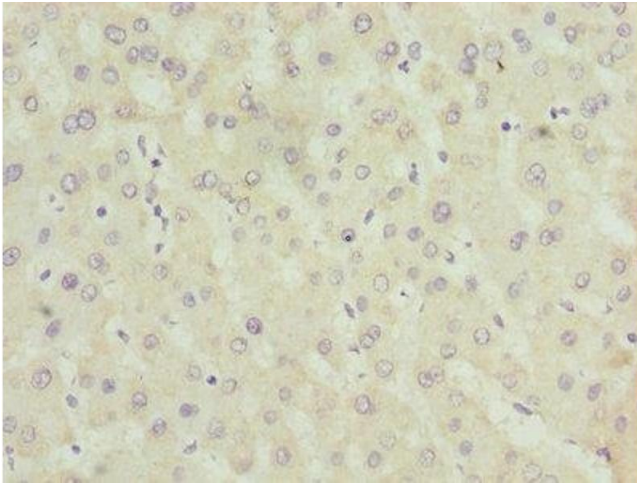
Precaution of Use: This product contains ProClin: a POISONOUS AND HAZARDOUS SUBSTANCE which should be handled by trained staff only.

Storage: -20 °C,-80 °C

Handling


Storage Comment: Upon receipt, store at -20°C or -80°C. Avoid repeated freeze.

Images



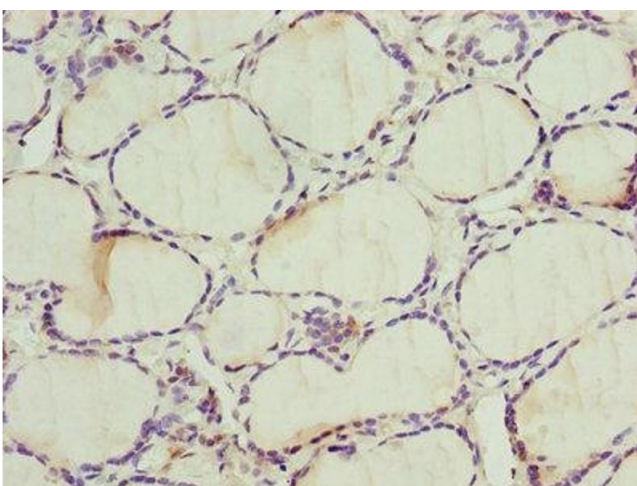
Immunohistochemistry

Image 1. Immunohistochemistry of paraffin-embedded human liver tissue using ABIN7142596 at dilution of 1:100



Western Blotting

Image 2. Western blot All lanes: ALAS2 antibody at 6 µg/mL + K562 whole cell lysate Secondary Goat polyclonal to rabbit IgG at 1/10000 dilution Predicted band size: 65, 61, 50, 64 kDa Observed band size: 65 kDa



Immunohistochemistry

Image 3. Immunohistochemistry of paraffin-embedded human thyroid tissue using ABIN7142596 at dilution of 1:100