

Datasheet for ABIN7143116
anti-ACTRT1 antibody (AA 201-376)

5 Images

[Go to Product page](#)

Overview

Quantity:	100 µg
Target:	ACTRT1
Binding Specificity:	AA 201-376
Reactivity:	Human
Host:	Rabbit
Clonality:	Polyclonal
Conjugate:	This ACTRT1 antibody is un-conjugated
Application:	ELISA, Immunohistochemistry (IHC), Immunofluorescence (IF)

Product Details

Immunogen:	Recombinant Human Actin-related protein T1 protein (201-376AA)
Isotype:	IgG
Cross-Reactivity:	Human
Purification:	>95%, Protein G purified

Target Details

Target:	ACTRT1
Alternative Name:	ACTRT1 (ACTRT1 Products)
Background:	Background: mitophagy in response to mitochondrial depolarization, positive regulation of defense response to virus by host, xenophagy

Target Details

Aliases: ACTRT1 antibody, ARPT1 antibody, HSD27Actin-related protein T1 antibody, ARP-T1 antibody

UniProt: [Q8TDG2](#)

Application Details

Application Notes: Recommended dilution: IHC:1:20-1:200, IF:1:50-1:200,

Restrictions: For Research Use only

Handling

Format: Liquid

Buffer: Preservative: 0.03 % Proclin 300
Constituents: 50 % Glycerol, 0.01M PBS, PH 7.4

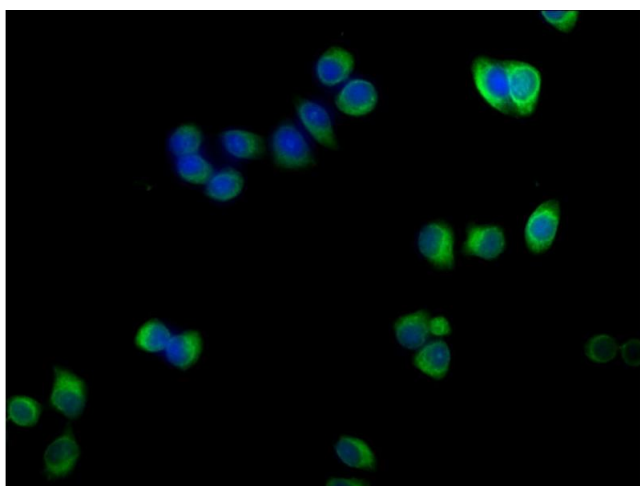
Preservative: ProClin

Precaution of Use: This product contains ProClin: a POISONOUS AND HAZARDOUS SUBSTANCE which should be handled by trained staff only.

Storage: -20 °C,-80 °C

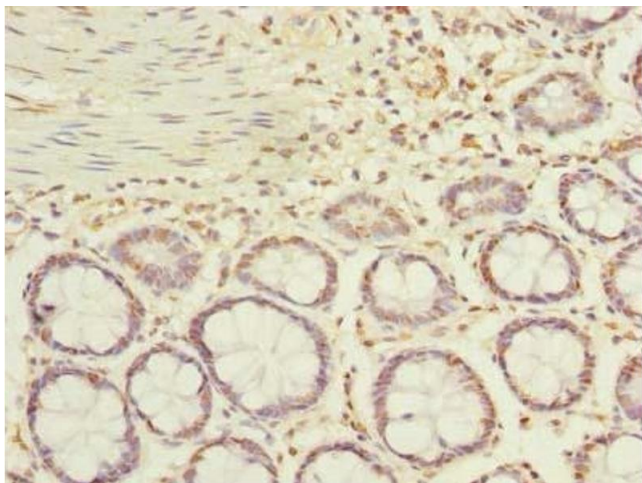
Storage Comment: Upon receipt, store at -20°C or -80°C. Avoid repeated freeze.

Images



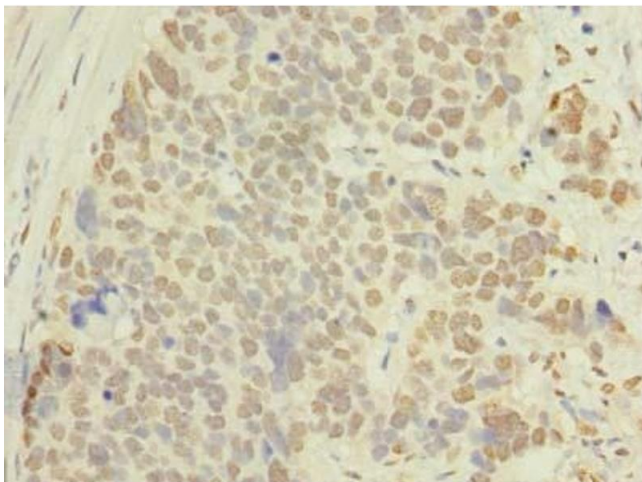
Immunofluorescence

Image 1. Immunofluorescence staining of PC-3 cells with ABIN7143116 at 1:100, counter-stained with DAPI. The cells were fixed in 4% formaldehyde, permeabilized using 0.2% Triton X-100 and blocked in 10% normal Goat Serum. The cells were then incubated with the antibody overnight at 4°C. The secondary antibody was Alexa Fluor 488-conjugated AffiniPure Goat Anti-Rabbit IgG (H+L).



Immunohistochemistry

Image 2. Immunohistochemistry of paraffin-embedded human colon tissue using ABIN7143116 at dilution of 1:100



Immunohistochemistry

Image 3. Immunohistochemistry of paraffin-embedded human gastric cancer using ABIN7143116 at dilution of 1:100

Please check the [product details page](#) for more images. Overall 5 images are available for ABIN7143116.