Datasheet for ABIN7145457

anti-CTNNBL1 antibody (AA 264-563)

3 Images

Go to Product page

Overview

Quantity:	100 µL
Target:	CTNNBL1
Binding Specificity:	AA 264-563
Reactivity:	Human
Host:	Rabbit
Clonality:	Polyclonal
Conjugate:	This CTNNBL1 antibody is un-conjugated
Application:	Western Blotting (WB), ELISA, Immunohistochemistry (IHC)

Product Details

Immunogen:	Recombinant Human Beta-catenin-like protein 1 protein (264-563AA)
Isotype:	IgG
Cross-Reactivity:	Human
Purification:	Antigen Affinity Purified

Target Details

Target:	CTNNBL1
Alternative Name:	CTNNBL1 (CTNNBL1 Products)
Background:	Background: Component of the PRP19-CDC5L complex that forms an integral part of the spliceosome and is required for activating pre-mRNA splicing. Participates in AID/AICDA-

Target Details

	mediated Ig class switching recombination (CSR). May induce apoptosis. Aliases: 5730471K09Rik antibody, Beta catenin like 1 antibody, Beta catenin like protein 1 antibody, Beta-catenin-like protein 1 antibody, C20orf33 antibody, Cadherin associated protein antibody, Catenin beta like 1 antibody, Chromosome 20 open reading frame 3 antibody, CTBL1_HUMAN antibody, CTNN protein antibody, CTNNBL 1 antibody, Ctnnbl1 antibody, dJ633O20.1 antibody, FLJ21108 antibody, NAP antibody, Nuclear associated protein antibody, nuclear protein NAP antibody, Nuclear-associated protein antibody, NYD SP19 antibody, OTTMUSP00000016933 antibody, P14 antibody, P14L antibody, PP8304 antibody, RP5 1118M15.1 antibody, Testis development protein NYD SP19 antibody, Testis development protein NYD-SP19 antibody
UniProt:	Q8WYA6
Pathways:	Production of Molecular Mediator of Immune Response

Application Details

Application Notes:	Recommended dilution: WB:1:1000-1:5000, IHC:1:20-1:200,
Restrictions:	For Research Use only

Handling

Format:	Liquid
Buffer:	PBS with 0.02 % sodium azide, 50 % glycerol, pH 7.3.
Preservative:	Sodium azide
Precaution of Use:	This product contains Sodium azide: a POISONOUS AND HAZARDOUS SUBSTANCE which should be handled by trained staff only.
Storage:	-20 °C,-80 °C
Storage Comment:	Upon receipt, store at -20°C or -80°C. Avoid repeated freeze.

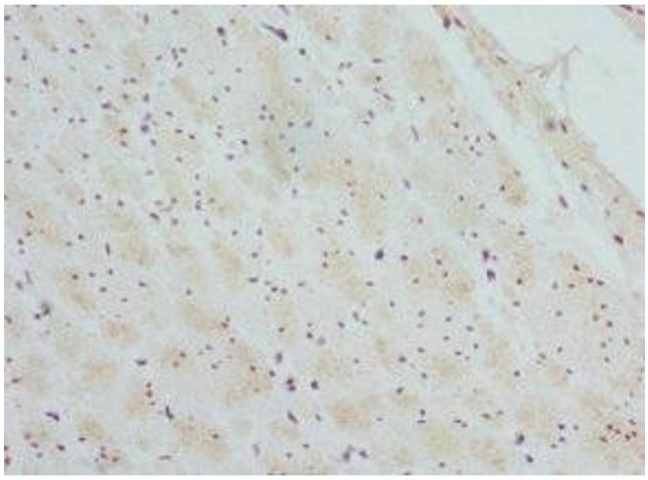

Immunohistochemistry

Image 1. Immunohistochemistry of paraffin-embedded human colon cancer using ABIN7145457 at dilution of 1:100

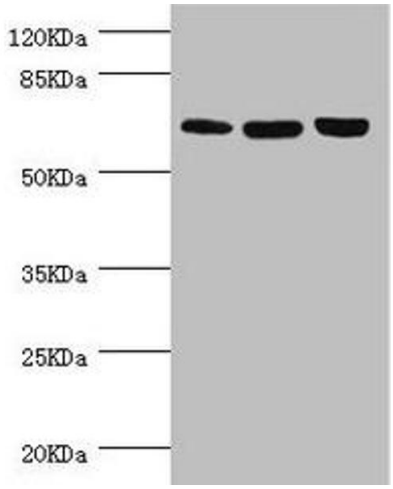

Western Blotting

Image 2. Western blot All lanes: CTNNBL1 antibody at 5.39 µg/mL Lane 1: Hela whole cell lysate Lane 2: Jurkat whole cell lysate Lane 3: 293T whole cell lysate Secondary Goat polyclonal to rabbit IgG at 1/10000 dilution Predicted band size: 66, 44, 37, 62 kDa Observed band size: 66 kDa

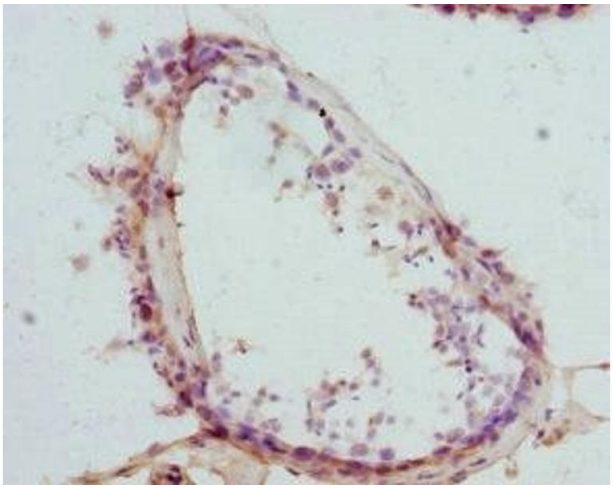

Immunohistochemistry

Image 3. Immunohistochemistry of paraffin-embedded human testis tissue using ABIN7145457 at dilution of 1:100

 Copyright antibodies-online. All rights reserved.