Datasheet for ABIN714716

anti-ARHGAP24 antibody (AA 501-600)

3 Images

Go to Product page

Overview

Quantity:	100 µL
Target:	ARHGAP24
Binding Specificity:	AA 501-600
Reactivity:	Human
Host:	Rabbit
Clonality:	Polyclonal
Conjugate:	This ARHGAP24 antibody is un-conjugated
Application:	Western Blotting (WB), ELISA

Product Details

Immunogen:	KLH conjugated synthetic peptide derived from human ARHGAP24
Isotype:	IgG
Predicted Reactivity:	Human,Mouse,Rat
Purification:	Purified by Protein A.

Target Details

Target:	ARHGAP24
Alternative Name:	ARHGAP24 (ARHGAP24 Products)
Background:	Synonyms: Rho GTPase-activating protein 24, Filamin-A-associated RhoGAP, FilGAP, RAC1- and CDC42-specific GTPase-activating protein of 72 kDa, RC-GAP72, Rho-type GTPase-

Copyright antibodies-online. All rights reserved.

Target Details

	activating protein 24, RhoGAP of 73 kDa, Sarcoma antigen NY-SAR-88, p73RhoGAP, ARHGAP24, FILGAP Background: Rho GTPase-activating protein involved in cell polarity, cell morphology and cytoskeletal organization. Acts as a GTPase activator for the Rac-type GTPase by converting it to an inactive GDP-bound state. Controls actin remodeling by inactivating Rac downstream of Rho leading to suppress leading edge protrusion and promotes cell retraction to achieve cellular polarity. Able to suppress RAC1 and CDC42 activity in vitro. Overexpression induces cell rounding with partial or complete disruption of actin stress fibers and formation of membrane ruffles, lamellipodia, and filopodia. Isoform 2 is a vascular cell-specific GAP involved in modulation of angiogenesis.
Gene ID:	83478
UniProt:	Q8N264
Pathways:	Regulation of Cell Size, Positive Regulation of Response to DNA Damage Stimulus

Application Details

Application Notes:	WB 1:300-5000
	ELISA 1:500-1000
	IHC-P 1:200-400
	IHC-F 1:100-500
	IF(IHC-P) 1:50-200
	IF(IHC-F) 1:50-200
	IF(ICC) 1:50-200

Restrictions:	For Research Use only

Handling

Format:	Liquid
Concentration:	1 µg/µL
Buffer:	0.01M TBS(pH 7.4) with 1 % BSA, 0.02 % Proclin300 and 50 % Glycerol.
Preservative:	ProClin
Precaution of Use:	This product contains ProClin: a POISONOUS AND HAZARDOUS SUBSTANCE, which should be handled by trained staff only.
Storage:	4 °C,-20 °C

Copyright antibodies-online. All rights reserved.

Handling

Storage Comment:	Shipped at 4°C. Store at -20°C for one year. Avoid repeated freeze/thaw cycles.
Expiry Date:	12 months

Images

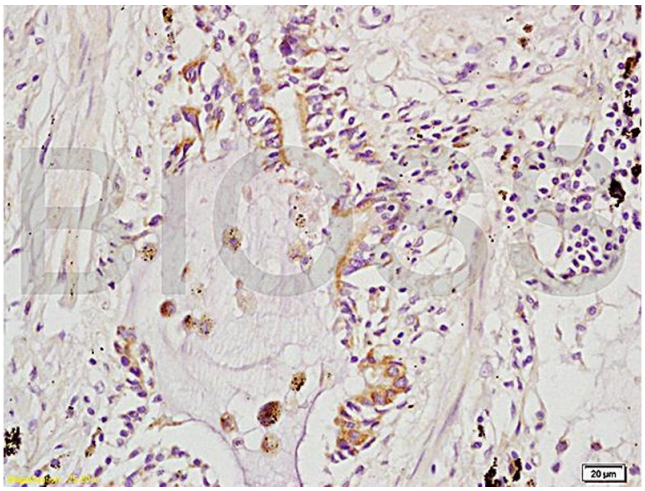

Immunohistochemistry

Image 1. Formalin-fixed and paraffin embedded human lung carcinoma labeled with Rabbit Anti ARHGAP24 Polyclonal Antibody, Unconjugated (ABIN714716) at 1:200 followed by conjugation to the secondary antibody and DAB staining



SDS-PAGE

Image 2. L1 human colon carcinoma lysates L2 rat kidney lysates probed with Anti ARHGAP24 Polyclonal Antibody, Unconjugated (ABIN714716) at 1:200 overnight at 4 °C. Followed by conjugation to secondary antibody at 1:3000 for 90 min at 37 °C. Predicted band 84kD. Observed band size:84kD.

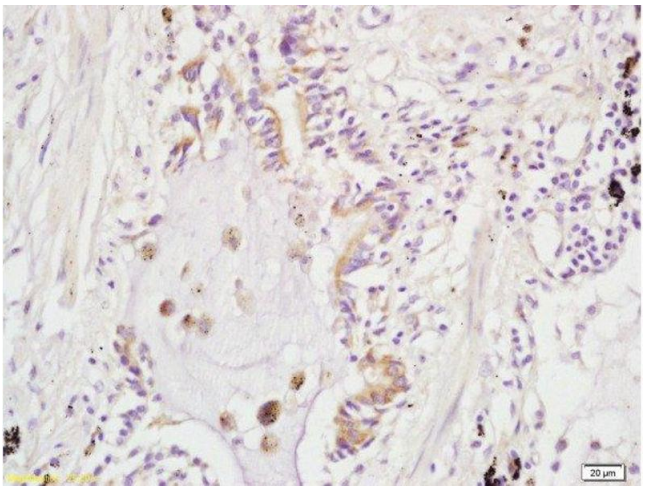

Immunohistochemistry (Paraffin-embedded Sections)

Image 3. Formalin-fixed and paraffin embedded human lung carcinoma labeled with Rabbit Anti ARHGAP24 Polyclonal Antibody, Unconjugated at 1:200 followed by conjugation to the secondary antibody and DAB staining

 Copyright antibodies-online. All rights reserved.