Datasheet for ABIN7149055

anti-CRIP2 antibody (AA 1-208)

3 Images

Go to Product page

Overview

Quantity:	100 µL
Target:	CRIP2
Binding Specificity:	AA 1-208
Reactivity:	Human
Host:	Rabbit
Clonality:	Polyclonal
Conjugate:	This CRIP2 antibody is un-conjugated
Application:	Western Blotting (WB), ELISA, Immunohistochemistry (IHC), Immunofluorescence (IF)

Product Details

Immunogen:	Recombinant Human Cysteine-rich protein 2 protein (1-208AA)
Isotype:	IgG
Cross-Reactivity:	Human, Mouse, Rat
Purification:	Antigen Affinity Purified

Target Details

Target:	CRIP2
Alternative Name:	CRIP2 (CRIP2 Products)
Background:	Background: zinc ion binding Aliases: CRIP 2 antibody, CRIP antibody, CRIP2 antibody, CRIP2_HUMAN antibody, CRP 2

Target Details

	antibody, CRP antibody, CRP-2 antibody, CRP2 antibody, Cysteine rich intestinal protein antibody, Cysteine rich protein 2 antibody, Cysteine-rich protein 2 antibody, ESP 1 antibody, ESP1 antibody, ESP1 protein antibody, Hlp antibody, Protein ESP1 antibody
UniProt:	P52943

Application Details

Application Notes:	Recommended dilution: WB:1:500-1:2000, IHC:1:20-1:200, IF:1:50-1:200,
Restrictions:	For Research Use only

Handling

Format:	Liquid
Buffer:	PBS with 0.02 % sodium azide, 50 % glycerol, pH 7.3.
Preservative:	Sodium azide
Precaution of Use:	This product contains Sodium azide: a POISONOUS AND HAZARDOUS SUBSTANCE which should be handled by trained staff only.
Storage:	-20 °C,-80 °C
Storage Comment:	Upon receipt, store at -20°C or -80°C. Avoid repeated freeze.

Images

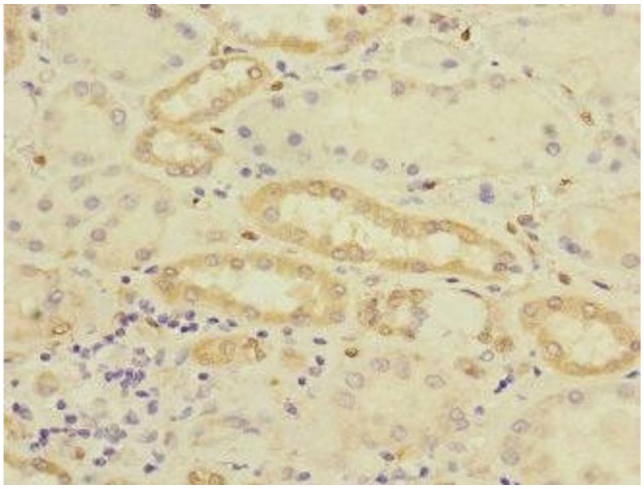

Immunohistochemistry

Image 1. Immunohistochemistry of paraffin-embedded human kidney tissue using ABIN7149055 at dilution of 1:100



Western Blotting

Image 2. Western blot All lanes: CRIP2 antibody at 5.93 µg/mL Lane 1: Rat heart tissue Lane 2: Mouse lung tissue Lane 3: Hela whole cell lysate Lane 4: MCF-7 whole cell lysate Secondary Goat polyclonal to rabbit IgG at 1/10000 dilution Predicted band size: 23, 31 kDa Observed band size: 23 kDa

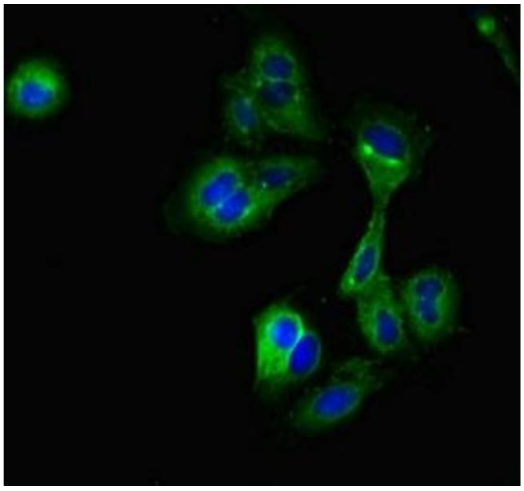

Immunofluorescence

Image 3. Immunofluorescent analysis of Hela cells using ABIN7149055 at dilution of 1:100 and Alexa Fluor 488-congugated AffiniPure Goat Anti-Rabbit IgG(H+L)

Copyright antibodies-online. All rights reserved.