

Datasheet for ABIN7149610  
**anti-DHRS12 antibody (AA 1-271)**[Go to Product page](#)

## 4 Images

## Overview

Quantity:	100 µg
Target:	DHRS12
Binding Specificity:	AA 1-271
Reactivity:	Human
Host:	Rabbit
Clonality:	Polyclonal
Conjugate:	This DHRS12 antibody is un-conjugated
Application:	ELISA, Western Blotting (WB), Immunohistochemistry (IHC), Immunofluorescence (IF)

## Product Details

Immunogen:	Recombinant Human Dehydrogenase/reductase SDR family member 12 protein (1-271AA)
Isotype:	IgG
Cross-Reactivity:	Human
Purification:	Antigen Affinity Purified

## Target Details

Target:	DHRS12
Alternative Name:	DHRS12 ( <a href="#">DHRS12 Products</a> )
Background:	Background: Putative oxidoreductase. Aliases: DHRS12 antibody, SDR40C1Dehydrogenase/reductase SDR family member 12

## Target Details

antibody, EC 1.1.-.- antibody, Short-chain dehydrogenase/reductase family 40C member 1  
antibody

UniProt: [A0PJE2](#)

## Application Details

Application Notes: Recommended dilution: WB:1:500-1:2000, IHC:1:20-1:200, IF:1:50-1:200,

Restrictions: For Research Use only

## Handling

Format: Liquid

Buffer: Preservative: 0.03 % Proclin 300  
Constituents: 50 % Glycerol, 0.01M PBS, PH 7.4

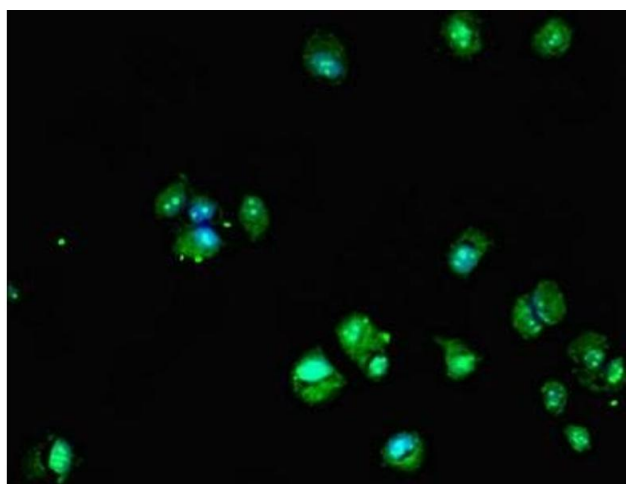
Preservative: ProClin

Precaution of Use: This product contains ProClin: a POISONOUS AND HAZARDOUS SUBSTANCE which should be handled by trained staff only.

Storage: -20 °C,-80 °C


Storage Comment: Upon receipt, store at -20°C or -80°C. Avoid repeated freeze.

## Images



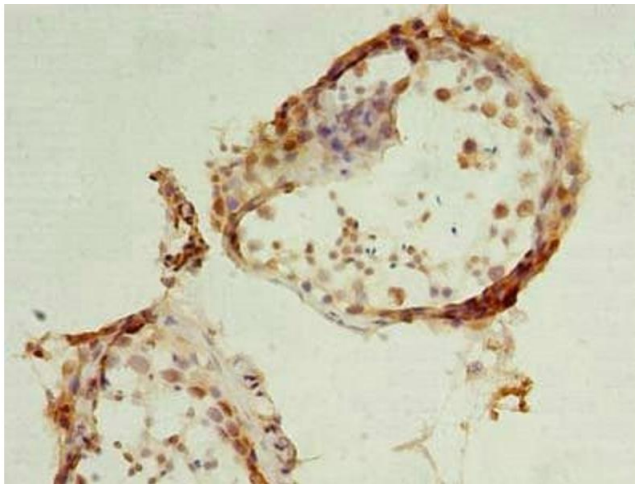
### Immunofluorescence

**Image 1.** Immunofluorescent analysis of MCF-7 cells using ABIN7149610 at dilution of 1:100 and Alexa Fluor 488-conjugated AffiniPure Goat Anti-Rabbit IgG(H+L)



#### Western Blotting

**Image 2.** Western blot All lanes: DHRS12 antibody at 1.3  $\mu$ g/mL + Human placenta tissue Secondary Goat polyclonal to rabbit IgG at 1/10000 dilution Predicted band size: 36, 28, 31 kDa Observed band size: 31 kDa



#### Immunohistochemistry

**Image 3.** Immunohistochemistry of paraffin-embedded human testis tissue using ABIN7149610 at dilution of 1:100

Please check the [product details page](#) for more images. Overall 4 images are available for ABIN7149610.