



[Go to Product page](#)

Datasheet for ABIN7149644

## anti-GRID2IP antibody (AA 35-156)

### 3 Images

#### Overview

Quantity:	100 µg
Target:	GRID2IP
Binding Specificity:	AA 35-156
Reactivity:	Human
Host:	Rabbit
Clonality:	Polyclonal
Conjugate:	This GRID2IP antibody is un-conjugated
Application:	ELISA, Immunohistochemistry (IHC), Immunofluorescence (IF)

#### Product Details

Immunogen:	Recombinant Human Delphinin protein (35-156AA)
Isotype:	IgG
Cross-Reactivity:	Human
Purification:	>95%, Protein G purified

#### Target Details

Target:	GRID2IP
Alternative Name:	GRID2IP ( <a href="#">GRID2IP Products</a> )
Background:	Background: Postsynaptic scaffolding protein at the parallel fiber-Purkinje cell synapse, where it may serve to link GRID2 with actin cytoskeleton and various signaling molecules.

## Target Details

Aliases: Delphilin antibody, delta 2-interacting protein 1 antibody, Glutamate receptor antibody, GRD2L\_HUMAN antibody, grid2ip antibody, ionotropic antibody

UniProt: [A4D2P6](#)

Pathways: [Synaptic Membrane](#)

## Application Details

Application Notes: Recommended dilution: IHC:1:20-1:200, IF:1:50-1:200,

Restrictions: For Research Use only

## Handling

Format: Liquid

Buffer: Preservative: 0.03 % Proclin 300  
Constituents: 50 % Glycerol, 0.01M PBS, PH 7.4

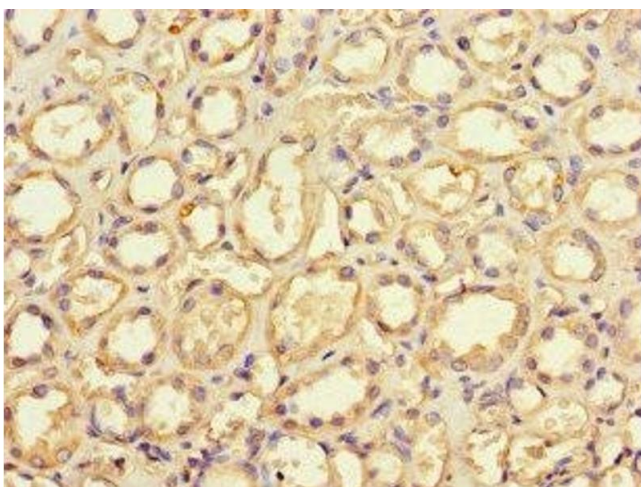
Preservative: ProClin

Precaution of Use: This product contains ProClin: a POISONOUS AND HAZARDOUS SUBSTANCE which should be handled by trained staff only.

Storage: -20 °C,-80 °C

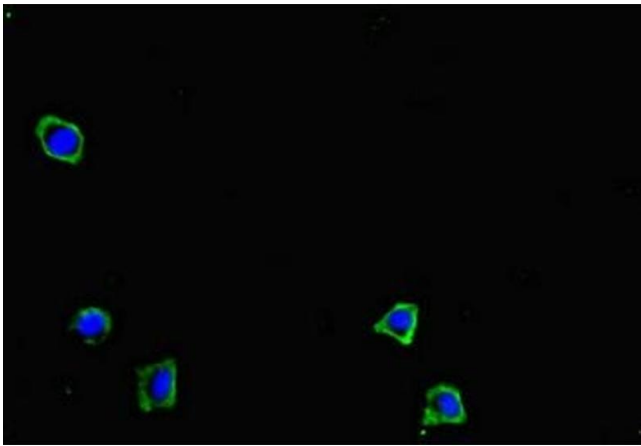
Storage Comment: Upon receipt, store at -20°C or -80°C. Avoid repeated freeze.

## Images



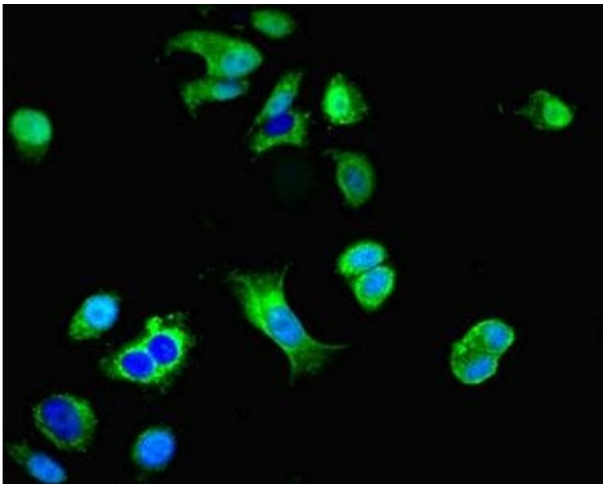
### Immunohistochemistry

**Image 1.** Immunohistochemistry of paraffin-embedded human kidney tissue using ABIN7149644 at dilution of 1:100



#### Immunofluorescence

**Image 2.** Immunofluorescent analysis of HepG2 cells using ABIN7149644 at dilution of 1:100 and Alexa Fluor 488-conjugated AffiniPure Goat Anti-Rabbit IgG(H+L)



#### Immunofluorescence

**Image 3.** Immunofluorescent analysis of MCF-7 cells using ABIN7149644 at dilution of 1:100 and Alexa Fluor 488-conjugated AffiniPure Goat Anti-Rabbit IgG(H+L)