Datasheet for ABIN7151414

anti-EFCAB7 antibody (AA 1-158)

4 Images

Go to Product page

Overview

Quantity:	100 µg
Target:	EFCAB7
Binding Specificity:	AA 1-158
Reactivity:	Human
Host:	Rabbit
Clonality:	Polyclonal
Conjugate:	This EFCAB7 antibody is un-conjugated
Application:	ELISA, Western Blotting (WB), Immunohistochemistry (IHC), Immunofluorescence (IF)

Product Details

Immunogen:	Recombinant Human EF-hand calcium-binding domain-containing protein 7 protein (1-158AA)
Isotype:	IgG
Cross-Reactivity:	Human, Mouse
Purification:	>95%, Protein G purified

Target Details

Target:	EFCAB7
Alternative Name:	EFCAB7 (EFCAB7 Products)
Background:	Background: primary cilium Aliases: EF hand calcium binding domain 7 antibody, EF-hand calcium-binding domain-

Target Details

	containing protein 7 antibody, Efcab7 antibody, EFCB7_HUMAN antibody, KIAA1799 antibody, RP4-534K7.1 antibody
UniProt:	A8K855

Application Details

Application Notes:	Recommended dilution: WB:1:500-1:5000, IHC:1:20-1:200, IF:1:50-1:200,
Restrictions:	For Research Use only

Handling

Format:	Liquid
Buffer:	Preservative: 0.03 % Proclin 300 Constituents: 50 % Glycerol, 0.01M PBS, PH 7.4
Preservative:	ProClin
Precaution of Use:	This product contains ProClin: a POISONOUS AND HAZARDOUS SUBSTANCE which should be handled by trained staff only.
Storage:	-20 °C,-80 °C
Storage Comment:	Upon receipt, store at -20°C or -80°C. Avoid repeated freeze.

Images

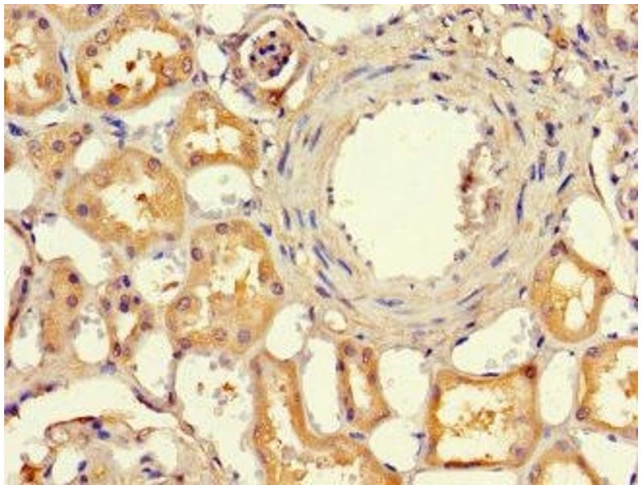

Immunohistochemistry

Image 1. Immunohistochemistry of paraffin-embedded human kidney tissue using ABIN7151414 at dilution of 1:100

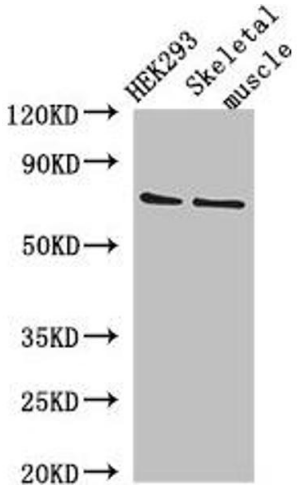

Western Blotting

Image 2. Western Blot Positive WB detected in: HEK293 whole cell lysate, Mouse skeletal muscle tissue All lanes: EFCAB7 antibody at 2.8 µg/mL Secondary Goat polyclonal to rabbit IgG at 1/50000 dilution Predicted band size: 72, 70 kDa Observed band size: 72 kDa

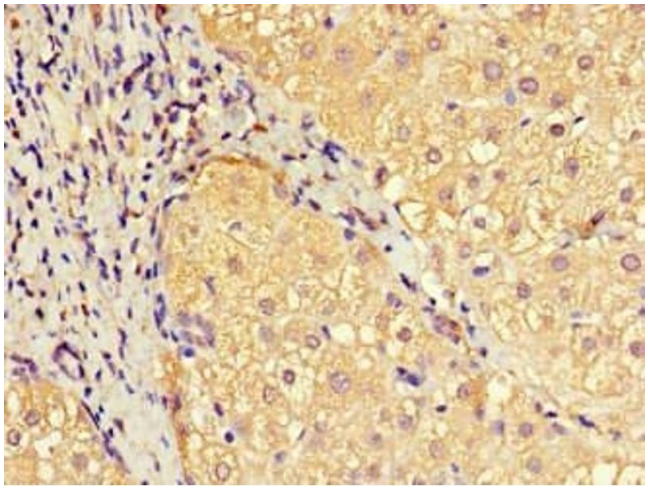

Immunohistochemistry

Image 3. Immunohistochemistry of paraffin-embedded human liver cancer using ABIN7151414 at dilution of 1:100

Please check the product details page for more images. Overall 4 images are available for ABIN7151414.

 Copyright antibodies-online. All rights reserved.