



[Go to Product page](#)

Datasheet for ABIN7153105
anti-FOXR2 antibody (AA 1-300)

5 Images

Overview

Quantity:	100 µg
Target:	FOXR2
Binding Specificity:	AA 1-300
Reactivity:	Human
Host:	Rabbit
Clonality:	Polyclonal
Conjugate:	This FOXR2 antibody is un-conjugated
Application:	ELISA, Western Blotting (WB), Immunohistochemistry (IHC)

Product Details

Immunogen:	Recombinant Human Forkhead box protein R2 protein (1-300AA)
Isotype:	IgG
Cross-Reactivity:	Human
Purification:	>95%, Protein G purified

Target Details

Target:	FOXR2
Alternative Name:	FOXR2 (FOXR2 Products)
Background:	Background: nucleus, RNA polymerase II transcription factor activity, sequence-specific DNA binding, anatomical structure morphogenesis, cell differentiation, regulation of transcription

Target Details

from RNA polymerase II promoter

Aliases: Forkhead box protein N6 antibody, Forkhead box protein R2 antibody, FOXN6 antibody, Foxr2 antibody, FOXR2_HUMAN antibody

UniProt: [Q6PJQ5](#)

Application Details

Application Notes: Recommended dilution: WB:1:1000-1:5000, IHC:1:20-1:200,

Restrictions: For Research Use only

Handling

Format: Liquid

Buffer: Preservative: 0.03 % Proclin 300
Constituents: 50 % Glycerol, 0.01M PBS, PH 7.4


Preservative: ProClin

Precaution of Use: This product contains ProClin: a POISONOUS AND HAZARDOUS SUBSTANCE which should be handled by trained staff only.

Storage: -20 °C,-80 °C

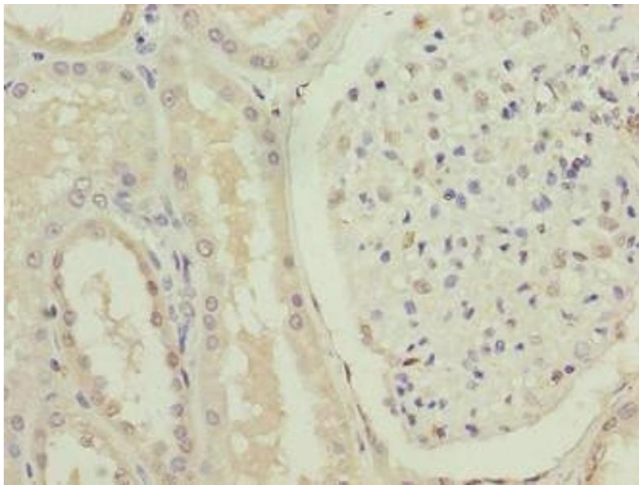
Storage Comment: Upon receipt, store at -20°C or -80°C. Avoid repeated freeze.

Images



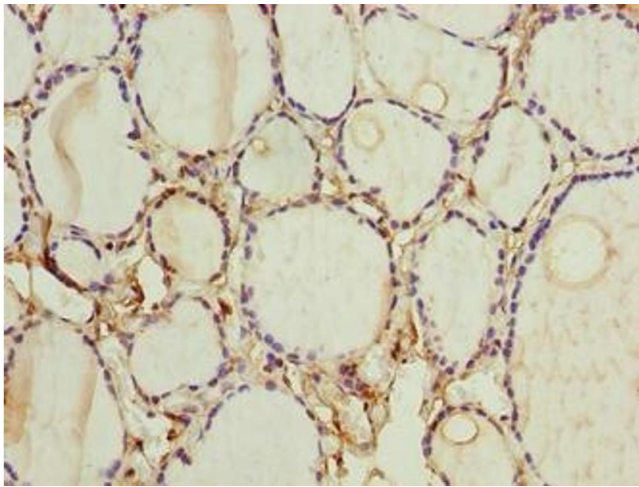
Western Blotting

Image 1. Western blot All lanes: FOXR2 antibody at 4 µg/mL
Lane 1: SH-SY5Y whole cell lysate Lane 2: Hela whole cell lysate
Secondary Goat polyclonal to rabbit IgG at 1/10000 dilution
Predicted band size: 36 kDa Observed band size: 36 kDa



Immunohistochemistry

Image 2. Immunohistochemistry of paraffin-embedded human kidney tissue using ABIN7153105 at dilution of 1:100



Immunohistochemistry

Image 3. Immunohistochemistry of paraffin-embedded human thyroid tissue using ABIN7153105 at dilution of 1:100

Please check the [product details page](#) for more images. Overall 5 images are available for ABIN7153105.