



[Go to Product page](#)

Datasheet for ABIN7159878

anti-SLC25A18 antibody (AA 246-287)

3 Images

Overview

Quantity:	100 µg
Target:	SLC25A18
Binding Specificity:	AA 246-287
Reactivity:	Human
Host:	Rabbit
Clonality:	Polyclonal
Conjugate:	This SLC25A18 antibody is un-conjugated
Application:	ELISA, Western Blotting (WB), Immunohistochemistry (IHC), Immunofluorescence (IF)

Product Details

Immunogen:	Recombinant Human Mitochondrial glutamate carrier 2 protein (246-287AA)
Isotype:	IgG
Cross-Reactivity:	Human
Purification:	>95%, Protein G purified

Target Details

Target:	SLC25A18
Alternative Name:	SLC25A18 (SLC25A18 Products)
Background:	Background: Involved in the transport of glutamate across the inner mitochondrial membrane. Glutamate is cotransported with H(+).

Target Details

Aliases: SLC25A18 antibody, GC2 antibody, Mitochondrial glutamate carrier 2 antibody, GC-2 antibody, Glutamate/H(+) symporter 2 antibody, Solute carrier family 25 member 18 antibody

UniProt: [Q9H1K4](#)

Application Details

Application Notes: Recommended dilution: WB:1:500-1:2000, IHC:1:20-1:200, IF:1:50-1:200,

Restrictions: For Research Use only

Handling

Format: Liquid

Buffer: Preservative: 0.03 % Proclin 300
Constituents: 50 % Glycerol, 0.01M PBS, PH 7.4


Preservative: ProClin

Precaution of Use: This product contains ProClin: a POISONOUS AND HAZARDOUS SUBSTANCE which should be handled by trained staff only.

Storage: -20 °C,-80 °C

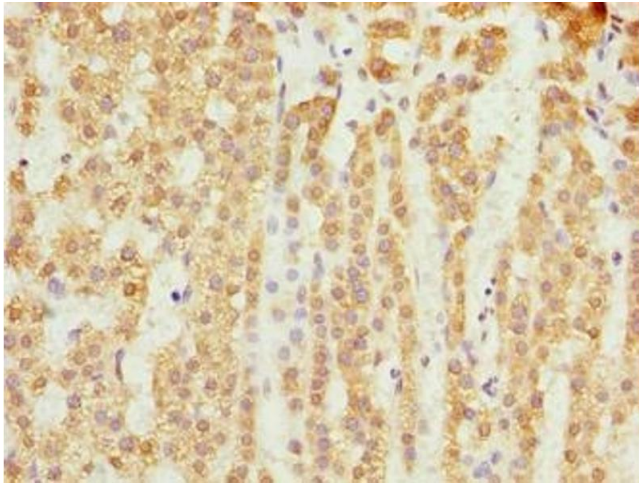
Storage Comment: Upon receipt, store at -20°C or -80°C. Avoid repeated freeze.

Images



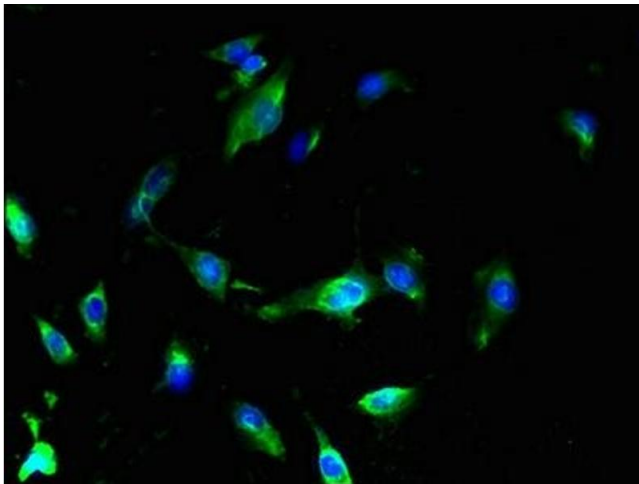
Western Blotting

Image 1. Western blot All lanes: SLC25A18 antibody at 0.3 μ g/mL + U87 whole cell lysate Secondary Goat polyclonal to rabbit IgG at 1/10000 dilution Predicted band size: 34 kDa
Observed band size: 34 kDa



Immunohistochemistry

Image 2. Immunohistochemistry of paraffin-embedded human adrenal gland tissue using ABIN7159878 at dilution of 1:100



Immunofluorescence

Image 3. Immunofluorescent analysis of U251 cells using ABIN7159878 at dilution of 1:100 and Alexa Fluor 488-conjugated AffiniPure Goat Anti-Rabbit IgG(H+L)