

Datasheet for ABIN7162475
anti-TRIP13 antibody (AA 181-390)[Go to Product page](#)

3 Images

Overview

Quantity:	100 µg
Target:	TRIP13
Binding Specificity:	AA 181-390
Reactivity:	Human
Host:	Rabbit
Clonality:	Polyclonal
Conjugate:	This TRIP13 antibody is un-conjugated
Application:	Western Blotting (WB), ELISA, Immunohistochemistry (IHC)

Product Details

Immunogen:	Recombinant Human Pachytene checkpoint protein 2 homolog protein (181-390AA)
Isotype:	IgG
Cross-Reactivity:	Human
Purification:	Antigen Affinity Purified

Target Details

Target:	TRIP13
Alternative Name:	TRIP13 (TRIP13 Products)
Background:	Background: Plays a key role in chromosome recombination and chromosome structure development during meiosis. Required at early steps in meiotic recombination that leads to

Target Details

non-crossovers pathways. Also needed for efficient completion of homologous synapsis by influencing crossover distribution along the chromosomes affecting both crossovers and non-crossovers pathways. Also required for development of higher-order chromosome structures and is needed for synaptonemal-complex formation. In males, required for efficient synapsis of the sex chromosomes and for sex body formation. Promotes early steps of the DNA double-strand breaks (DSBs) repair process upstream of the assembly of RAD51 complexes. Required for depletion of HORMAD1 and HORMAD2 from synapsed chromosomes (By similarity). Plays a role in mitotic spindle assembly checkpoint (SAC) activation (PubMed:28553959).

Aliases: 16E1-BP antibody, 16E1BP antibody, Homo sapiens HPV16 E1 protein binding protein mRNA complete cds antibody, HPV16 E1 protein binding protein antibody, HPV16 E1 protein-binding protein antibody, Human papillomavirus type 16 E1 protein binding protein antibody, Human papillomavirus type 16 E1 protein-binding protein antibody, Pachytene checkpoint protein 2 homolog antibody, PCH2 antibody, Thyroid hormone receptor interactor 13 antibody, Thyroid receptor interacting protein 13 antibody, Thyroid receptor-interacting protein 13 antibody, TR-interacting protein 13 antibody, TRIP-13 antibody, Trip13 antibody, TRP13_HUMAN antibody

UniProt: [Q15645](#)

Application Details

Application Notes: Recommended dilution: WB:1:500-1:2000, IHC:1:20-1:200,

Restrictions: For Research Use only

Handling

Format: Liquid

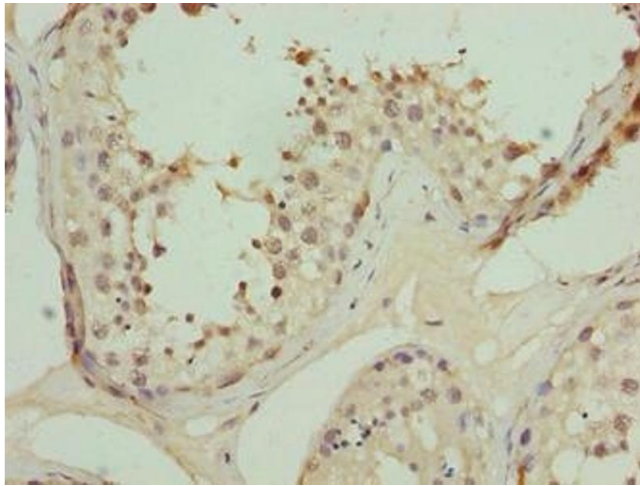
Buffer: Preservative: 0.03 % Proclin 300
Constituents: 50 % Glycerol, 0.01M PBS, PH 7.4

Preservative: ProClin

Precaution of Use: This product contains ProClin: a POISONOUS AND HAZARDOUS SUBSTANCE which should be handled by trained staff only.


Storage: -20 °C,-80 °C

Storage Comment: Upon receipt, store at -20°C or -80°C. Avoid repeated freeze.



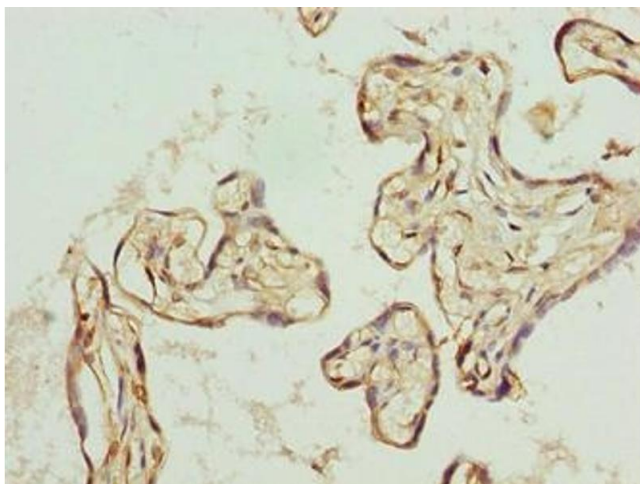
Immunohistochemistry

Image 1. Immunohistochemistry of paraffin-embedded human testis tissue using ABIN7162475 at dilution of 1:100



Western Blotting

Image 2. Western blot All lanes: TRIP13 antibody at 1 μ g/mL + A549 whole cell lysate Secondary Goat polyclonal to rabbit IgG at 1/10000 dilution Predicted band size: 49, 23 kDa Observed band size: 49 kDa



Immunohistochemistry

Image 3. Immunohistochemistry of paraffin-embedded human placenta tissue using ABIN7162475 at dilution of 1:100