

Datasheet for ABIN7164202
anti-TSR2 antibody (AA 1-191)



[Go to Product page](#)

4 Images

Overview

Quantity:	100 µg
Target:	TSR2
Binding Specificity:	AA 1-191
Reactivity:	Human
Host:	Rabbit
Clonality:	Polyclonal
Conjugate:	This TSR2 antibody is un-conjugated
Application:	ELISA, Western Blotting (WB), Immunohistochemistry (IHC), Immunofluorescence (IF)

Product Details

Immunogen:	Recombinant Human Pre-rRNA-processing protein TSR2 homolog protein (1-191AA)
Isotype:	IgG
Cross-Reactivity:	Human
Purification:	>95%, Protein G purified

Target Details

Target:	TSR2
Alternative Name:	TSR2 (TSR2 Products)
Background:	Background: May be involved in 20S pre-rRNA processing. Aliases: DT1P1A10 antibody, Pre-rRNA-processing protein TSR2 homolog antibody, RP1 112K5

Target Details

2 antibody, TSR2 20S rRNA accumulation homolog antibody, TSR2 20S rRNA accumulation homolog S cerevisiae antibody, tsr2 antibody, TSR2_HUMAN antibody, WGG motif containing 1 antibody, WGG1 antibody

UniProt: [Q969E8](#)

Application Details

Application Notes: Recommended dilution: WB:1:200-1:5000, IHC:1:20-1:200, IF:1:50-1:200,

Restrictions: For Research Use only

Handling

Format: Liquid

Buffer: Preservative: 0.03 % Proclin 300
Constituents: 50 % Glycerol, 0.01M PBS, pH 7.4

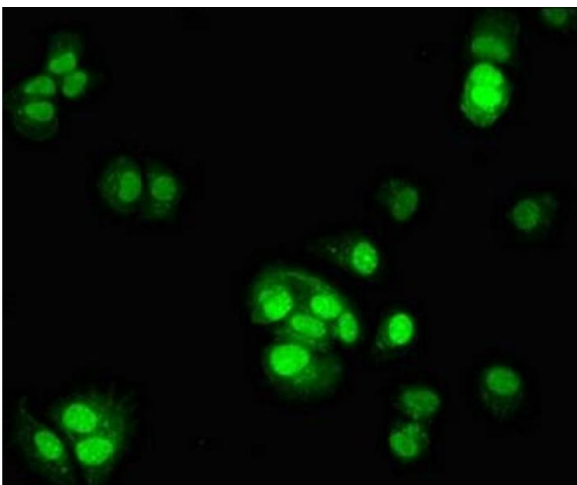
Preservative: ProClin

Precaution of Use: This product contains ProClin: a POISONOUS AND HAZARDOUS SUBSTANCE which should be handled by trained staff only.

Storage: -20 °C,-80 °C

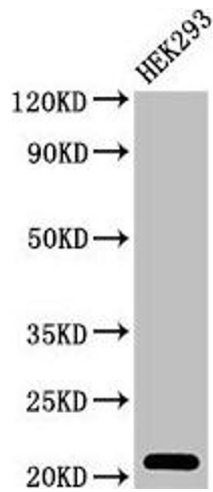
Storage Comment: Upon receipt, store at -20°C or -80°C. Avoid repeated freeze.

Images



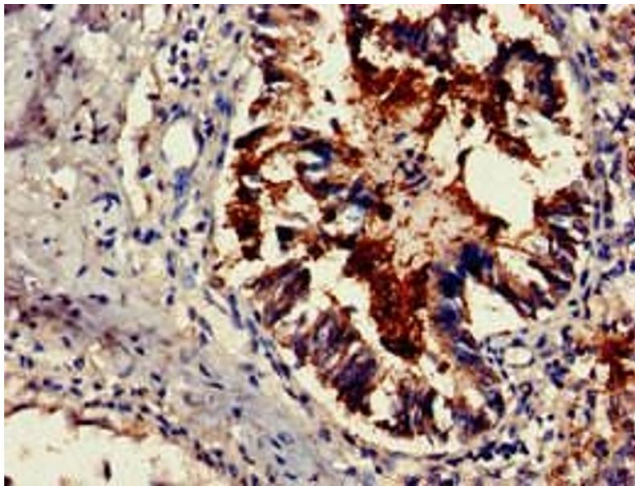
Immunofluorescence

Image 1. Immunofluorescent analysis of MCF-7 cells using ABIN7164202 at dilution of 1:100 and Alexa Fluor 488-conjugated AffiniPure Goat Anti-Rabbit IgG(H+L)



Western Blotting

Image 2. Western Blot Positive WB detected in: HEK293 whole cell lysate All lanes: TSR2 antibody at 2 µg/mL Secondary Goat polyclonal to rabbit IgG at 1/50000 dilution Predicted band size: 21 kDa Observed band size: 21 kDa



Immunohistochemistry

Image 3. Immunohistochemistry of paraffin-embedded human lung tissue using ABIN7164202 at dilution of 1:100

Please check the [product details page](#) for more images. Overall 4 images are available for ABIN7164202.