



[Go to Product page](#)

Datasheet for ABIN7165446
anti-FAM171B antibody (AA 59-353)

3 Images

Overview

Quantity:	100 µg
Target:	FAM171B
Binding Specificity:	AA 59-353
Reactivity:	Human
Host:	Rabbit
Clonality:	Polyclonal
Conjugate:	This FAM171B antibody is un-conjugated
Application:	ELISA, Immunohistochemistry (IHC), Immunofluorescence (IF)

Product Details

Immunogen:	Recombinant Human Protein FAM171B protein (59-353AA)
Isotype:	IgG
Cross-Reactivity:	Human
Purification:	>95%, Protein G purified

Target Details

Target:	FAM171B
Alternative Name:	FAM171B (FAM171B Products)
Background:	FAM171B antibody, KIAA1946 antibody, NPD019Protein FAM171B antibody
UniProt:	Q6P995

Application Details

Application Notes: Recommended dilution: IHC:1:20-1:200, IF:1:50-1:200,

Restrictions: For Research Use only

Handling

Format: Liquid

Buffer: Preservative: 0.03 % Proclin 300
Constituents: 50 % Glycerol, 0.01M PBS, PH 7.4

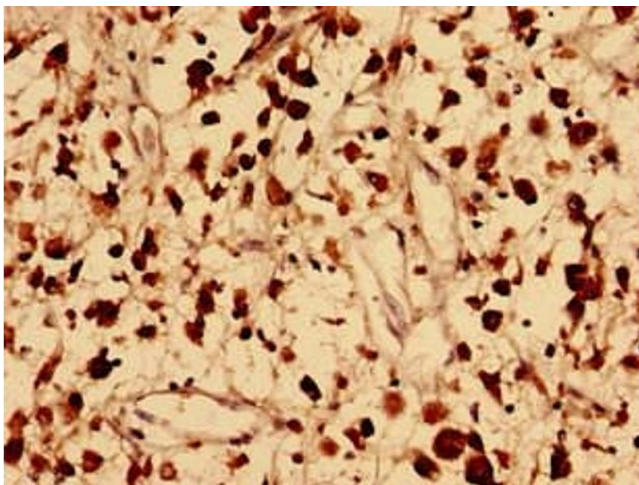
Preservative: ProClin

Precaution of Use: This product contains ProClin: a POISONOUS AND HAZARDOUS SUBSTANCE which should be handled by trained staff only.

Storage: -20 °C,-80 °C

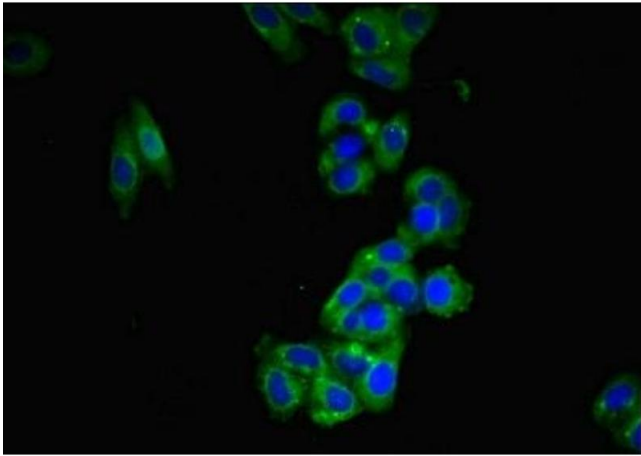
Storage Comment: Upon receipt, store at -20°C or -80°C. Avoid repeated freeze.

Images



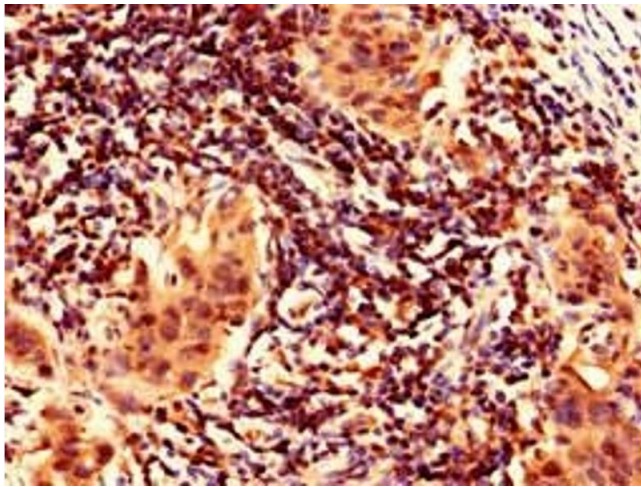
Immunohistochemistry

Image 1. Immunohistochemistry analysis of human melanoma using ABIN7165446 at dilution of 1:100



Immunofluorescence

Image 2. Immunofluorescent analysis of HepG2 cells using ABIN7165446 at dilution of 1:100 and Alexa Fluor 488-conjugated AffiniPure Goat Anti-Rabbit IgG(H+L)



Immunohistochemistry

Image 3. Immunohistochemistry analysis of human bladder cancer using ABIN7165446 at dilution of 1:100