



[Go to Product page](#)

Datasheet for ABIN7166614  
**anti-PCBD1 antibody (AA 2-104)**

3 Images

### Overview

Quantity:	100 µg
Target:	PCBD1
Binding Specificity:	AA 2-104
Reactivity:	Human
Host:	Rabbit
Clonality:	Polyclonal
Conjugate:	This PCBD1 antibody is un-conjugated
Application:	ELISA, Immunohistochemistry (IHC), Immunofluorescence (IF)

### Product Details

Immunogen:	Recombinant Human Pterin-4-alpha-carbinolamine dehydratase protein (2-104AA)
Isotype:	IgG
Cross-Reactivity:	Human
Purification:	>95%, Protein G purified

### Target Details

Target:	PCBD1
Alternative Name:	PCBD1 ( <a href="#">PCBD1 Products</a> )
Background:	Background: Involved in tetrahydrobiopterin biosynthesis. Seems to both prevent the formation of 7-pterins and accelerate the formation of quinonoid-BH2. Coactivator for HNF1A-dependent

## Target Details

---

transcription. Regulates the dimerization of homeodomain protein HNF1A and enhances its transcriptional activity.

Aliases: 4 alpha hydroxy tetrahydropterin dehydratase antibody, 4-alpha-hydroxy-tetrahydropterin dehydratase antibody, 6 pyruvoyl tetrahydropterin synthase/dimerization cofactor of hepatocyte nuclear factor 1 alpha (TCF1) antibody, 6 pyruvoyl tetrahydropterin synthase/dimerization cofactor of hepatocyte nuclear factor 1 alpha antibody, DCoH antibody, Dimerization cofactor of hepatic nuclear factor 1 alpha antibody, Dimerization cofactor of hepatocyte nuclear factor 1 alpha antibody, Dimerization cofactor of hepatocyte nuclear factor 1-alpha antibody, Dimerization cofactor of HNF1 antibody, Dimerizing cofactor for HNF1 antibody, PCBD 1 antibody, PCBD antibody, PCBD1 antibody, PCD antibody, Phenylalanine hydroxylase stimulating protein antibody, Phenylalanine hydroxylase-stimulating protein antibody, PHS antibody, PHS\_HUMAN antibody, Pterin 4 alpha carbinolamine dehydratase antibody, Pterin 4 alpha carbinolamine dehydratase/dimerization cofactor of hepatocyte nuclear factor 1 alpha (TCF1) antibody, Pterin 4 alpha carbinolamine dehydratase/dimerization cofactor of hepatocyte nuclear factor 1 alpha antibody, Pterin carbinolamine dehydratase antibody, Pterin-4-alpha-carbinolamine dehydratase antibody

UniProt: [P61457](#)

## Application Details

---

Application Notes: Recommended dilution: IHC:1:20-1:200, IF:1:50-1:200,

Restrictions: For Research Use only

## Handling

---

Format: Liquid

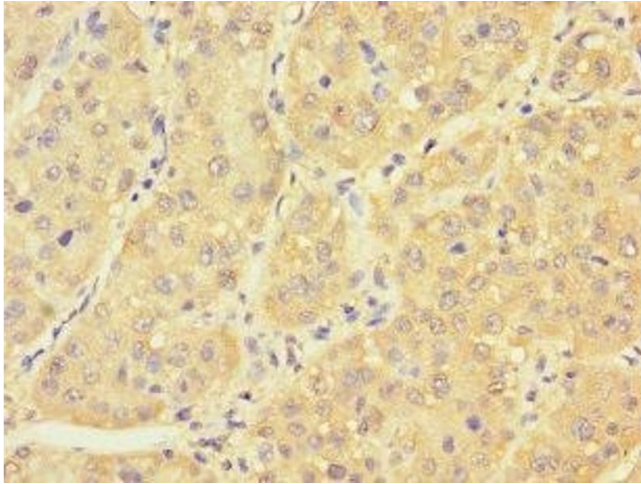
Buffer: Preservative: 0.03 % Proclin 300  
Constituents: 50 % Glycerol, 0.01M PBS, PH 7.4

Preservative: ProClin

Precaution of Use: This product contains ProClin: a POISONOUS AND HAZARDOUS SUBSTANCE which should be handled by trained staff only.

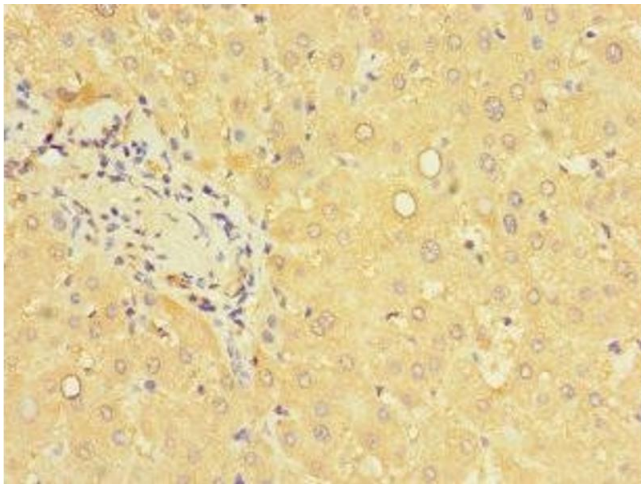
Storage: -20 °C,-80 °C

Storage Comment: Upon receipt, store at -20°C or -80°C. Avoid repeated freeze.



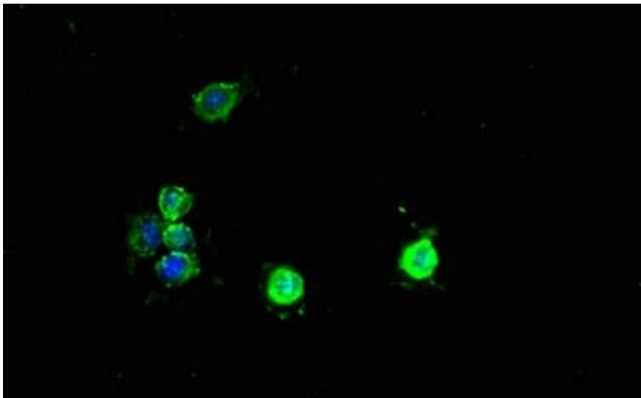
#### Immunohistochemistry

**Image 1.** Immunohistochemistry of paraffin-embedded human liver cancer using ABIN7166614 at dilution of 1:100



#### Immunohistochemistry

**Image 2.** Immunohistochemistry of paraffin-embedded human liver tissue using ABIN7166614 at dilution of 1:100



#### Immunofluorescence

**Image 3.** Immunofluorescent analysis of HeLa cells using ABIN7166614 at dilution of 1:100 and Alexa Fluor 488-conjugated AffiniPure Goat Anti-Rabbit IgG(H+L)