



[Go to Product page](#)

Datasheet for ABIN7168509
anti-RYR2 antibody (AA 901-1192)

3 Images

Overview

Quantity:	100 µg
Target:	RYR2
Binding Specificity:	AA 901-1192
Reactivity:	Human
Host:	Rabbit
Clonality:	Polyclonal
Conjugate:	This RYR2 antibody is un-conjugated
Application:	ELISA, Immunohistochemistry (IHC), Immunofluorescence (IF)

Product Details

Immunogen:	Recombinant Human Ryanodine receptor 2 protein (901-1192AA)
Isotype:	IgG
Cross-Reactivity:	Human
Purification:	>95%, Protein G purified

Target Details

Target:	RYR2
Alternative Name:	RYR2 (RYR2 Products)
Background:	Background: Calcium channel that mediates the release of Ca(2+) from the sarcoplasmic reticulum into the cytoplasm and thereby plays a key role in triggering cardiac muscle

Target Details

contraction. Aberrant channel activation can lead to cardiac arrhythmia. In cardiac myocytes, calcium release is triggered by increased Ca(2+) levels due to activation of the L-type calcium channel CACNA1C. The calcium channel activity is modulated by formation of heterotetramers with RYR3. Required for cellular calcium ion homeostasis. Required for embryonic heart development.

Aliases: ARVC2 antibody, ARVD2 antibody, Cardiac muscle ryanodine receptor antibody, Cardiac muscle ryanodine receptor-calcium release channel antibody, hRYR-2 antibody, ryanodine receptor 2 (cardiac) antibody, Ryanodine receptor 2 antibody, RyR antibody, RYR-2 antibody, RyR2 antibody, RYR2_HUMAN antibody, Type 2 ryanodine receptor antibody, VTSIP antibody

UniProt: [Q92736](#)

Pathways: [Myometrial Relaxation and Contraction](#)

Application Details

Application Notes: Recommended dilution: IHC:1:20-1:200, IF:1:50-1:200,

Restrictions: For Research Use only

Handling

Format: Liquid

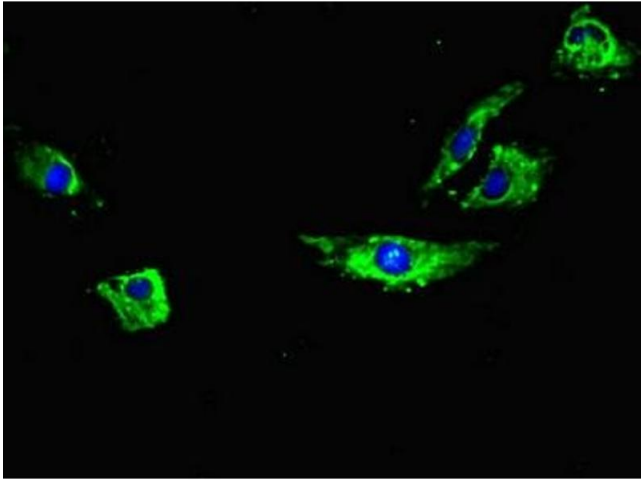
Buffer: Preservative: 0.03 % Proclin 300
Constituents: 50 % Glycerol, 0.01M PBS, PH 7.4

Preservative: ProClin

Precaution of Use: This product contains ProClin: a POISONOUS AND HAZARDOUS SUBSTANCE which should be handled by trained staff only.

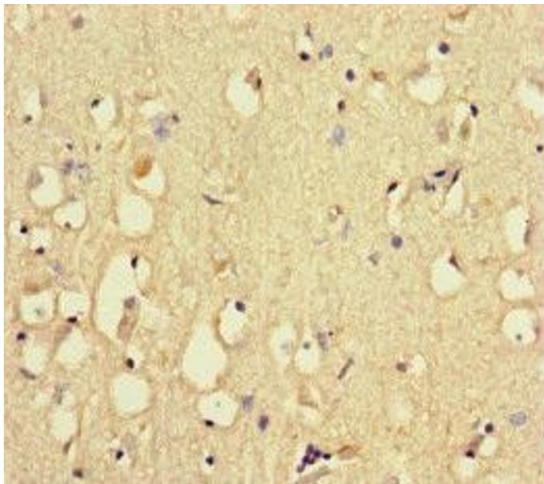
Storage: -20 °C,-80 °C

Storage Comment: Upon receipt, store at -20°C or -80°C. Avoid repeated freeze.



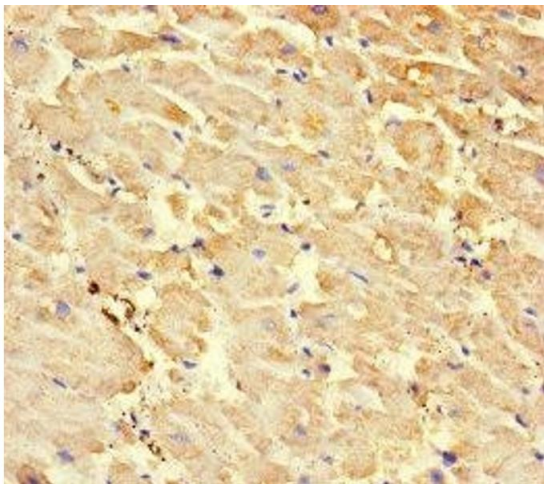
Immunofluorescence

Image 1. Immunofluorescent analysis of HeLa cells using ABIN7168509 at dilution of 1:100 and Alexa Fluor 488-conjugated AffiniPure Goat Anti-Rabbit IgG(H+L)



Immunohistochemistry

Image 2. Immunohistochemistry of paraffin-embedded human brain tissue using ABIN7168509 at dilution of 1:100



Immunohistochemistry

Image 3. Immunohistochemistry of paraffin-embedded human heart tissue using ABIN7168509 at dilution of 1:100