Datasheet for ABIN7169647

anti-SRP19 antibody (AA 2-144)

3 Images

Go to Product page

Overview

Quantity:	100 µg
Target:	SRP19
Binding Specificity:	AA 2-144
Reactivity:	Human
Host:	Rabbit
Clonality:	Polyclonal
Conjugate:	This SRP19 antibody is un-conjugated
Application:	Western Blotting (WB), ELISA, Immunohistochemistry (IHC)

Product Details

Immunogen:	Recombinant Human Signal recognition particle 19 kDa protein (2-144AA)
Isotype:	IgG
Cross-Reactivity:	Human
Purification:	>95%, Protein G purified

Target Details

Target:	SRP19
Alternative Name:	SRP19 (SRP19 Products)
Background:	Background: Signal-recognition-particle assembly, binds directly to 7S RNA and mediates binding of the 54 kDa subunit of the SRP.

 Copyright antibodies-online. All rights reserved.

Target Details

	Aliases: Signal recognition particle 19 kDa protein antibody, signal recognition particle 19 kDa antibody, SRP19 antibody, SRP19_HUMAN antibody
UniProt:	P09132
Pathways:	SARS-CoV-2 Protein Interactome

Application Details

Application Notes:	Recommended dilution: WB:1:1000-1:5000, IHC:1:20-1:200,
Restrictions:	For Research Use only

Handling

Format:	Liquid
Buffer:	Preservative: 0.03 % Proclin 300 Constituents: 50 % Glycerol, 0.01M PBS, PH 7.4
Preservative:	ProClin
Precaution of Use:	This product contains ProClin: a POISONOUS AND HAZARDOUS SUBSTANCE which should be handled by trained staff only.
Storage:	-20 °C,-80 °C
Storage Comment:	Upon receipt, store at -20°C or -80°C. Avoid repeated freeze.

Images

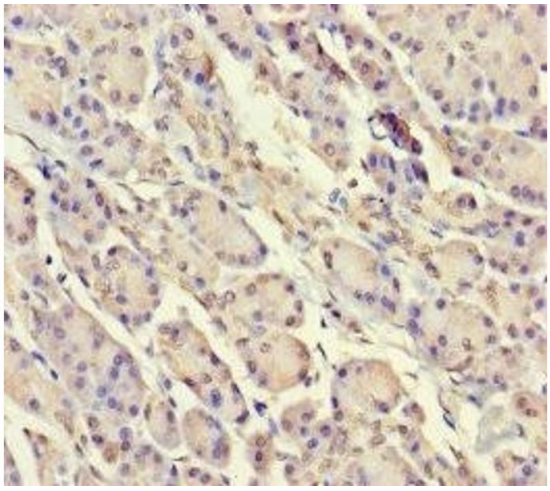

Immunohistochemistry

Image 1. Immunohistochemistry of paraffin-embedded human pancreatic tissue using ABIN7169647 at dilution of 1:100



Western Blotting

Image 2. Western blot All lanes: SRP19 antibody at 2 µg/mL Lane 1: Jurkat whole cell lysate Lane 2: Hela whole cell lysate Secondary Goat polyclonal to rabbit IgG at 1/15000 dilution Predicted band size: 17, 13, 9 kDa Observed band size: 17 kDa

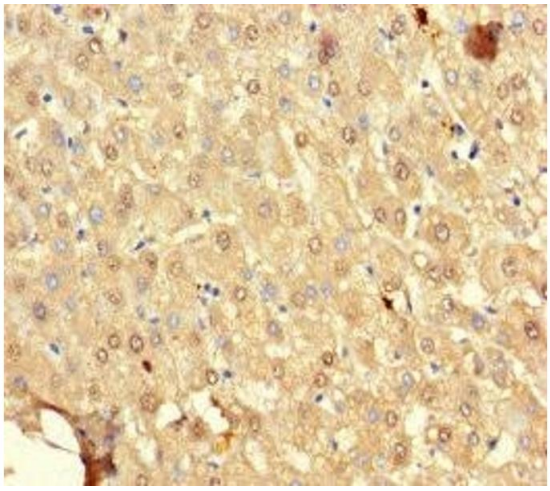

Immunohistochemistry

Image 3. Immunohistochemistry of paraffin-embedded human liver tissue using ABIN7169647 at dilution of 1:100

 Copyright antibodies-online. All rights reserved.