



[Go to Product page](#)

Datasheet for ABIN7171814
anti-TEX43 antibody (AA 1-134)

3 Images

Overview

Quantity:	100 µg
Target:	TEX43
Binding Specificity:	AA 1-134
Reactivity:	Human
Host:	Rabbit
Clonality:	Polyclonal
Conjugate:	This TEX43 antibody is un-conjugated
Application:	ELISA, Immunohistochemistry (IHC)

Product Details

Immunogen:	Recombinant Human Testis-expressed protein 43 protein (1-134AA)
Isotype:	IgG
Cross-Reactivity:	Human
Purification:	>95%, Protein G purified

Target Details

Target:	TEX43
Alternative Name:	TEX43 (TEX43 Products)
Background:	TEX43 antibody, C5orf48 antibody, Testis-expressed protein 43 antibody
UniProt:	Q6ZNM6

Application Details

Application Notes: Recommended dilution: IHC:1:20-1:200,

Restrictions: For Research Use only

Handling

Format: Liquid

Buffer: Preservative: 0.03 % Proclin 300
Constituents: 50 % Glycerol, 0.01M PBS, PH 7.4

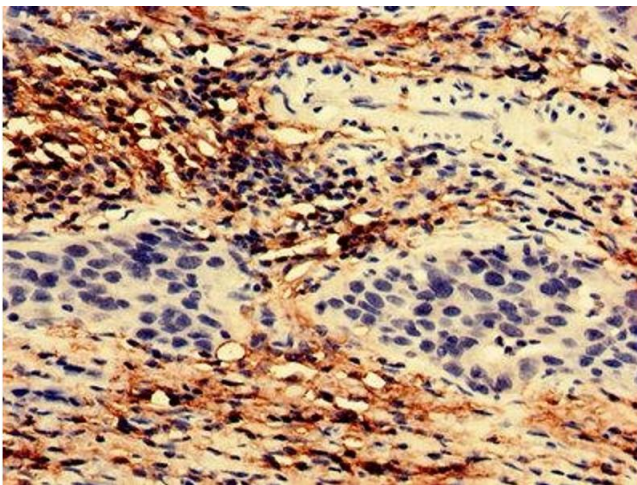
Preservative: ProClin

Precaution of Use: This product contains ProClin: a POISONOUS AND HAZARDOUS SUBSTANCE which should be handled by trained staff only.

Storage: -20 °C,-80 °C

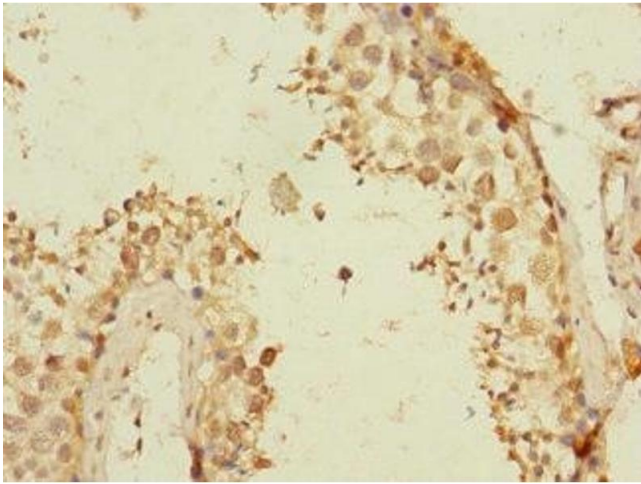
Storage Comment: Upon receipt, store at -20°C or -80°C. Avoid repeated freeze.

Images



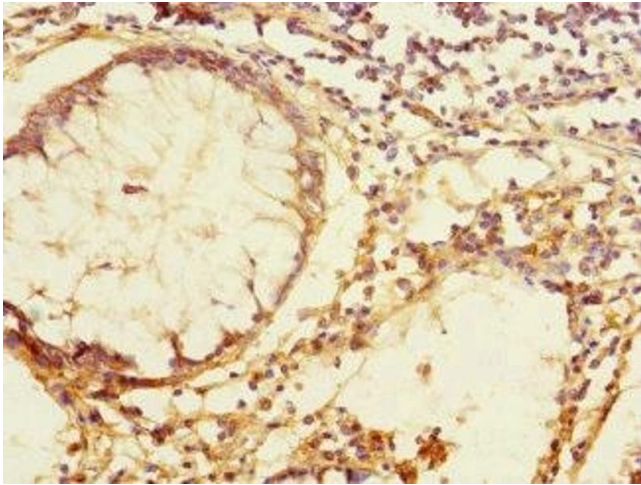
Immunohistochemistry

Image 1. Immunohistochemistry analysis of human bladder cancer using ABIN7171814 at dilution of 1:100



Immunohistochemistry

Image 2. Immunohistochemistry of paraffin-embedded human testis tissue using ABIN7171814 at dilution of 1:100



Immunohistochemistry

Image 3. Immunohistochemistry of paraffin-embedded human colon cancer using ABIN7171814 at dilution of 1:100