



[Go to Product page](#)

Datasheet for ABIN7172953
anti-TMCC1 antibody (AA 51-300)

4 Images

Overview

Quantity:	100 µg
Target:	TMCC1
Binding Specificity:	AA 51-300
Reactivity:	Human
Host:	Rabbit
Clonality:	Polyclonal
Conjugate:	This TMCC1 antibody is un-conjugated
Application:	ELISA, Western Blotting (WB), Immunohistochemistry (IHC), Immunofluorescence (IF)

Product Details

Immunogen:	Recombinant Human Transmembrane and coiled-coil domains protein 1 protein (51-300AA)
Isotype:	IgG
Cross-Reactivity:	Human, Mouse
Purification:	Antigen Affinity Purified

Target Details

Target:	TMCC1
Alternative Name:	TMCC1 (TMCC1 Products)
Background:	TMCC1 antibody, KIAA0779 antibody, Transmembrane and coiled-coil domains protein 1 antibody

Target Details

UniProt: [O94876](#)

Application Details

Application Notes: Recommended dilution: WB:1:500-1:2000, IHC:1:20-1:200, IF:1:50-1:200,

Restrictions: For Research Use only

Handling

Format: Liquid

Buffer: Preservative: 0.03 % Proclin 300
Constituents: 50 % Glycerol, 0.01M PBS, PH 7.4

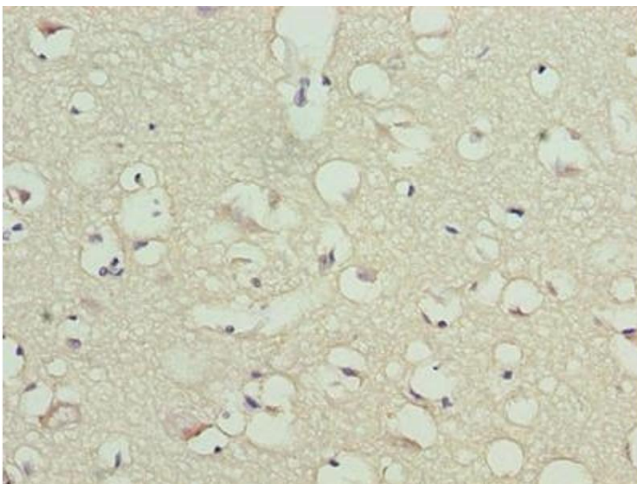
Preservative: ProClin

Precaution of Use: This product contains ProClin: a POISONOUS AND HAZARDOUS SUBSTANCE which should be handled by trained staff only.

Storage: -20 °C,-80 °C


Storage Comment: Upon receipt, store at -20°C or -80°C. Avoid repeated freeze.

Images



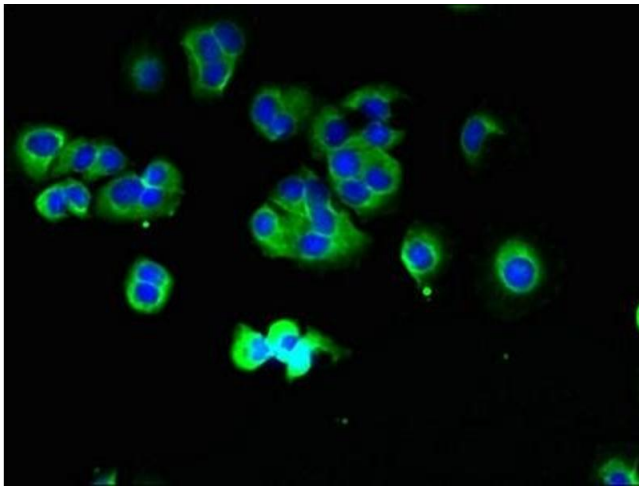
Immunohistochemistry

Image 1. Immunohistochemistry of paraffin-embedded human brain tissue using ABIN7172953 at dilution of 1:100



Western Blotting

Image 2. Western blot All lanes: TMCC1 antibody at 1 μ g/mL Lane 1: MCF-7 whole cell lysate Lane 2: Mouse liver tissue Lane 3: Mouse kidney tissue Lane 4: HL60 whole cell lysate Lane 5: K562 whole cell lysate Lane 6: U937 whole cell lysate Secondary Goat polyclonal to rabbit IgG at 1/10000 dilution Predicted band size: 73, 54 kDa Observed band size: 73 kDa



Immunofluorescence

Image 3. Immunofluorescent analysis of MCF-7 cells using ABIN7172953 at dilution of 1:100 and Alexa Fluor 488-conjugated AffiniPure Goat Anti-Rabbit IgG(H+L)

Please check the [product details page](#) for more images. Overall 4 images are available for ABIN7172953.