



[Go to Product page](#)

Datasheet for ABIN7173095  
**anti-TMEM174 antibody (AA 94-243)**

3 Images

Overview

Quantity:	100 µg
Target:	TMEM174
Binding Specificity:	AA 94-243
Reactivity:	Human
Host:	Rabbit
Clonality:	Polyclonal
Conjugate:	This TMEM174 antibody is un-conjugated
Application:	ELISA, Western Blotting (WB), Immunohistochemistry (IHC), Immunofluorescence (IF)

Product Details

Immunogen:	Recombinant Human Transmembrane protein 174 protein (94-243AA)
Isotype:	IgG
Cross-Reactivity:	Human, Mouse
Purification:	Antigen Affinity Purified

Target Details

Target:	TMEM174
Alternative Name:	TMEM174 ( <a href="#">TMEM174 Products</a> )
Background:	TMEM174 antibody, Transmembrane protein 174 antibody
UniProt:	<a href="#">Q8WUU8</a>

## Application Details

Application Notes: Recommended dilution: WB:1:500-1:2000, IHC:1:20-1:200, IF:1:50-1:200,

Restrictions: For Research Use only

## Handling

Format: Liquid

Buffer: Preservative: 0.03 % Proclin 300  
Constituents: 50 % Glycerol, 0.01M PBS, PH 7.4


Preservative: ProClin

Precaution of Use: This product contains ProClin: a POISONOUS AND HAZARDOUS SUBSTANCE which should be handled by trained staff only.

Storage: -20 °C,-80 °C

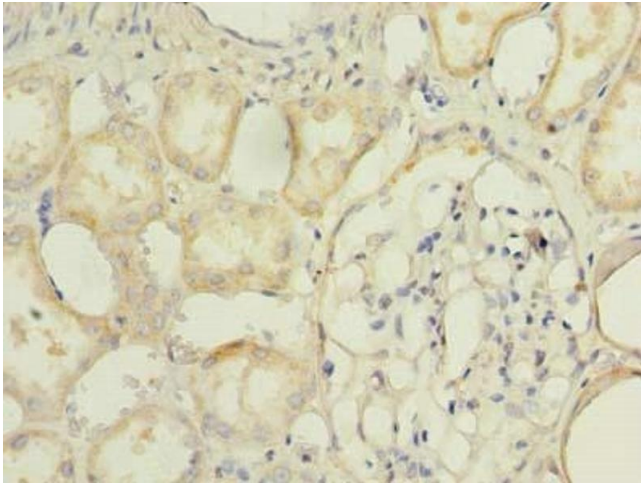
Storage Comment: Upon receipt, store at -20°C or -80°C. Avoid repeated freeze.

## Images



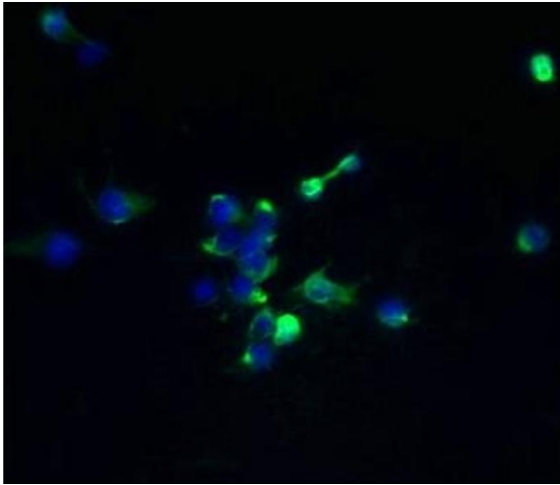
### Western Blotting

**Image 1.** Western blot All lanes: TMEM174 antibody at 0.8  $\mu$ g/mL + Mouse kidney tissue Secondary Goat polyclonal to rabbit IgG at 1/10000 dilution Predicted band size: 27, 24 kDa Observed band size: 27 kDa



### Immunohistochemistry

**Image 2.** Immunohistochemistry of paraffin-embedded human kidney tissue using ABIN7173095 at dilution of 1:100



### Immunofluorescence

**Image 3.** Immunofluorescent analysis of 293T cells using ABIN7173095 at dilution of 1:100 and Alexa Fluor 488-conjugated AffiniPure Goat Anti-Rabbit IgG(H+L)