



[Go to Product page](#)

Datasheet for ABIN7173277

anti-TMEM82 antibody (AA 168-202)

3 Images

Overview

Quantity:	100 µg
Target:	TMEM82
Binding Specificity:	AA 168-202
Reactivity:	Human
Host:	Rabbit
Clonality:	Polyclonal
Conjugate:	This TMEM82 antibody is un-conjugated
Application:	ELISA, Immunohistochemistry (IHC), Immunofluorescence (IF)

Product Details

Immunogen:	Recombinant Human Transmembrane protein 82 protein (168-202AA)
Isotype:	IgG
Cross-Reactivity:	Human
Purification:	>95%, Protein G purified

Target Details

Target:	TMEM82
Alternative Name:	TMEM82 (TMEM82 Products)
Background:	TMEM82 antibody, Transmembrane protein 82 antibody
UniProt:	A0PJX8

Application Details

Application Notes: Recommended dilution: IHC:1:20-1:200, IF:1:50-1:200,

Restrictions: For Research Use only

Handling

Format: Liquid

Buffer: Preservative: 0.03 % Proclin 300
Constituents: 50 % Glycerol, 0.01M PBS, PH 7.4

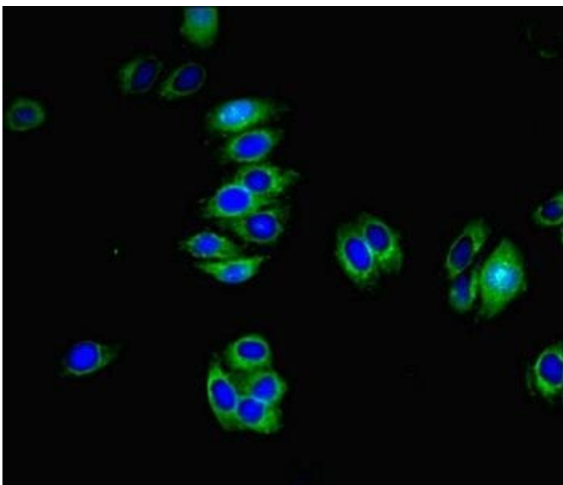
Preservative: ProClin

Precaution of Use: This product contains ProClin: a POISONOUS AND HAZARDOUS SUBSTANCE which should be handled by trained staff only.

Storage: -20 °C,-80 °C

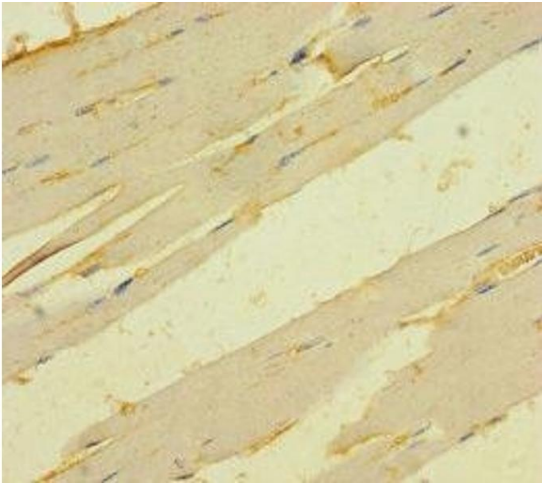
Storage Comment: Upon receipt, store at -20°C or -80°C. Avoid repeated freeze.

Images



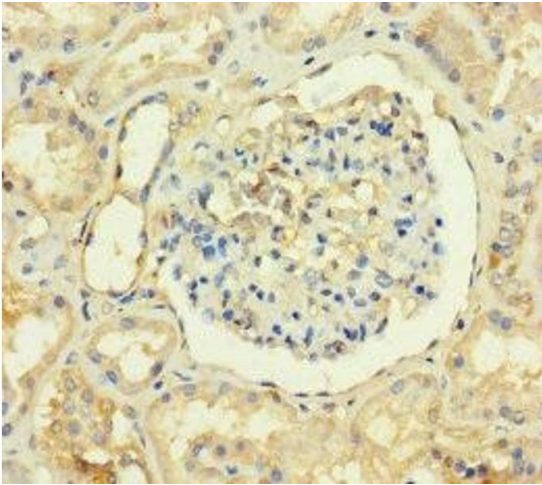
Immunofluorescence

Image 1. Immunofluorescent analysis of HepG2 cells using ABIN7173277 at dilution of 1:100 and Alexa Fluor 488-conjugated AffiniPure Goat Anti-Rabbit IgG(H+L)



Immunohistochemistry

Image 2. Immunohistochemistry of paraffin-embedded human skeletal muscle tissue using ABIN7173277 at dilution of 1:100



Immunohistochemistry

Image 3. Immunohistochemistry of paraffin-embedded human kidney tissue using ABIN7173277 at dilution of 1:100