



[Go to Product page](#)

Datasheet for ABIN7173675
anti-TUBB1 antibody (AA 270-451)

4 Images

Overview

Quantity:	100 µg
Target:	TUBB1
Binding Specificity:	AA 270-451
Reactivity:	Human
Host:	Rabbit
Clonality:	Polyclonal
Conjugate:	This TUBB1 antibody is un-conjugated
Application:	Western Blotting (WB), ELISA, Immunohistochemistry (IHC)

Product Details

Immunogen:	Recombinant Human Tubulin beta-1 chain protein (270-451AA)
Isotype:	IgG
Cross-Reactivity:	Human, Mouse
Purification:	>95%, Protein G purified

Target Details

Target:	TUBB1
Alternative Name:	TUBB1 (TUBB1 Products)
Background:	Background: Tubulin is the major constituent of microtubules. It binds two moles of GTP, one at an exchangeable site on the beta chain and one at a non-exchangeable site on the alpha chain.

Target Details

Aliases: 2810484G07Rik antibody, beta 1 tubulin antibody, Beta tubulin 1, class VI antibody, Beta-tubulin antibody, Class VI beta tubulin antibody, dJ543J19.4 antibody, M(beta)1 antibody, TBB1_HUMAN antibody, TUBB1 antibody, Tubulin beta 1 class VI antibody, Tubulin beta-1 chain antibody, Tubulin, beta 1 antibody, tubulin, beta1 antibody

UniProt: [Q9H4B7](#)

Pathways: [Microtubule Dynamics](#)

Application Details

Application Notes: Recommended dilution: WB:1:1000-1:5000, IHC:1:20-1:200,

Restrictions: For Research Use only

Handling

Format: Liquid

Buffer: Preservative: 0.03 % Proclin 300
Constituents: 50 % Glycerol, 0.01M PBS, PH 7.4

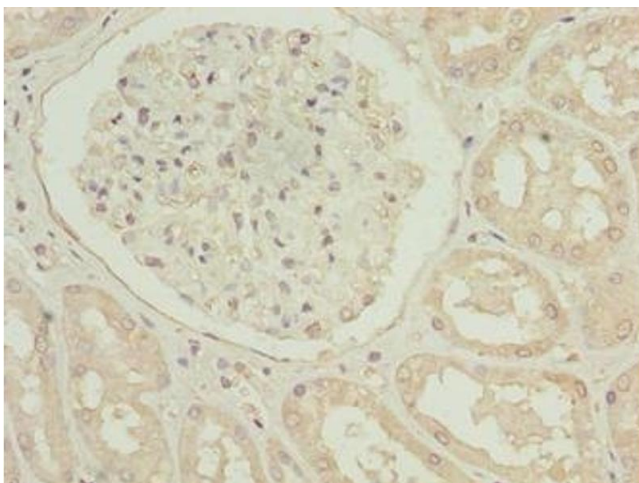
Preservative: ProClin

Precaution of Use: This product contains ProClin: a POISONOUS AND HAZARDOUS SUBSTANCE which should be handled by trained staff only.

Storage: -20 °C,-80 °C

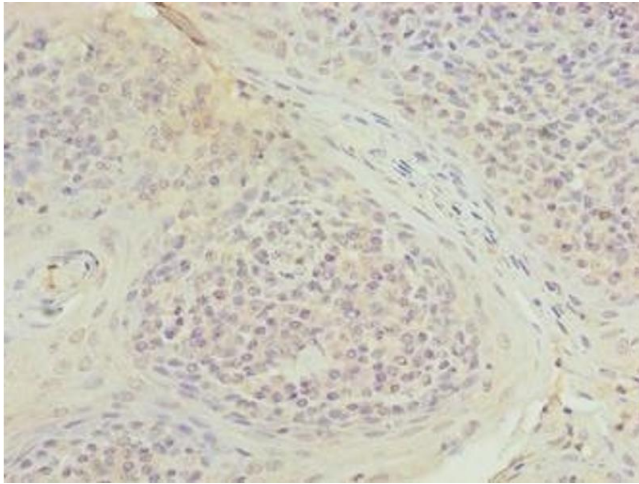
Storage Comment: Upon receipt, store at -20°C or -80°C. Avoid repeated freeze.

Images



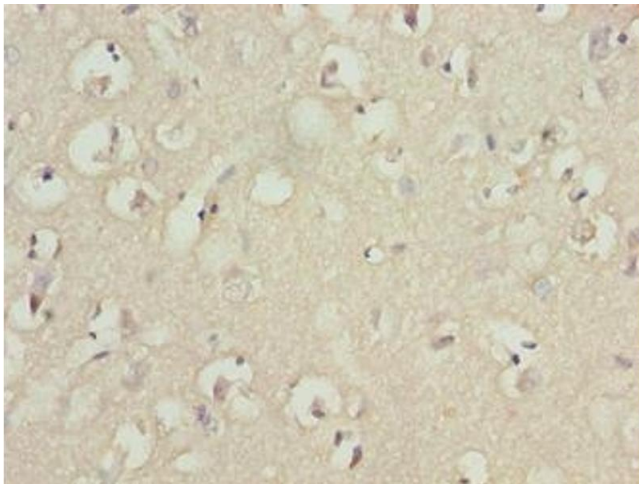
Immunohistochemistry

Image 1. Immunohistochemistry of paraffin-embedded human kidney tissue using ABIN7173675 at dilution of 1:100



Immunohistochemistry

Image 2. Immunohistochemistry of paraffin-embedded human tonsil tissue using ABIN7173675 at dilution of 1:100



Immunohistochemistry

Image 3. Immunohistochemistry of paraffin-embedded human brain tissue using ABIN7173675 at dilution of 1:100

Please check the [product details page](#) for more images. Overall 4 images are available for ABIN7173675.