

Datasheet for ABIN7174961  
**anti-Myosin VIIA antibody (AA 838-968)**



[Go to Product page](#)

3 Images

## Overview

Quantity:	100 µg
Target:	Myosin VIIA (MYO7A)
Binding Specificity:	AA 838-968
Reactivity:	Human
Host:	Rabbit
Clonality:	Polyclonal
Conjugate:	This Myosin VIIA antibody is un-conjugated
Application:	ELISA, Immunohistochemistry (IHC), Immunofluorescence (IF)

## Product Details

Immunogen:	Recombinant Human Unconventional myosin-VIIa protein (838-968AA)
Isotype:	IgG
Cross-Reactivity:	Human
Purification:	>95%, Protein G purified

## Target Details

Target:	Myosin VIIA (MYO7A)
Alternative Name:	MYO7A ( <a href="#">MYO7A Products</a> )
Background:	Background: Myosins are actin-based motor molecules with ATPase activity. Unconventional myosins serve in intracellular movements. Their highly divergent tails bind to membranous

## Target Details

---

compartments, which are then moved relative to actin filaments. In the retina, plays an important role in the renewal of the outer photoreceptor disks. Plays an important role in the distribution and migration of retinal pigment epithelial (RPE) melanosomes and phagosomes, and in the regulation of opsin transport in retinal photoreceptors. In the inner ear, plays an important role in differentiation, morphogenesis and organization of cochlear hair cell bundles. Involved in hair-cell vesicle trafficking of aminoglycosides, which are known to induce ototoxicity (By similarity). Motor protein that is a part of the functional network formed by USH1C, USH1G, CDH23 and MYO7A that mediates mechanotransduction in cochlear hair cells. Required for normal hearing.

Aliases: MYO7A antibody, USH1B antibody, Unconventional myosin-VIIa antibody

---

UniProt: [Q13402](#)

---

Pathways: [Sensory Perception of Sound](#)

## Application Details

---

Application Notes: Recommended dilution: IHC:1:20-1:200, IF:1:50-1:200,

---

Restrictions: For Research Use only

## Handling

---

Format: Liquid

---

Buffer: Preservative: 0.03 % Proclin 300  
Constituents: 50 % Glycerol, 0.01M PBS, pH 7.4

---

Preservative: ProClin

---

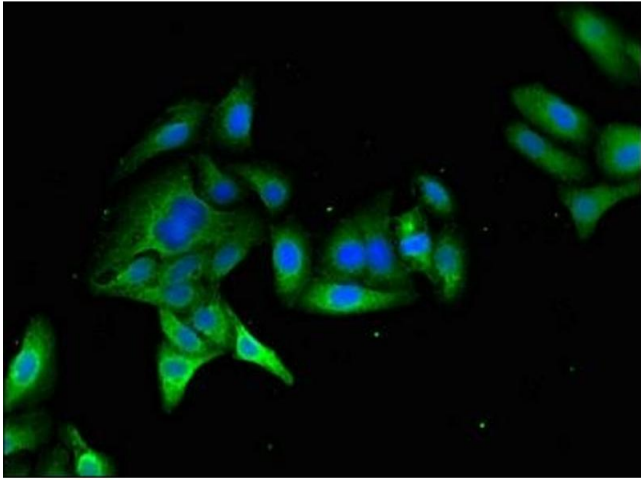
Precaution of Use: This product contains ProClin: a POISONOUS AND HAZARDOUS SUBSTANCE which should be handled by trained staff only.

---

Storage: -20 °C,-80 °C

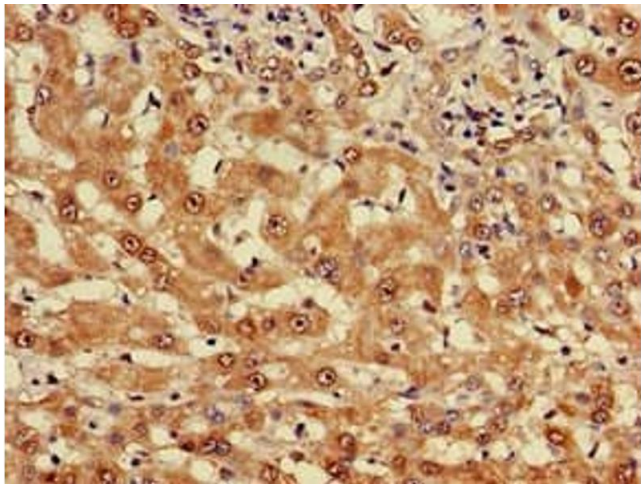
---

Storage Comment: Upon receipt, store at -20°C or -80°C. Avoid repeated freeze.



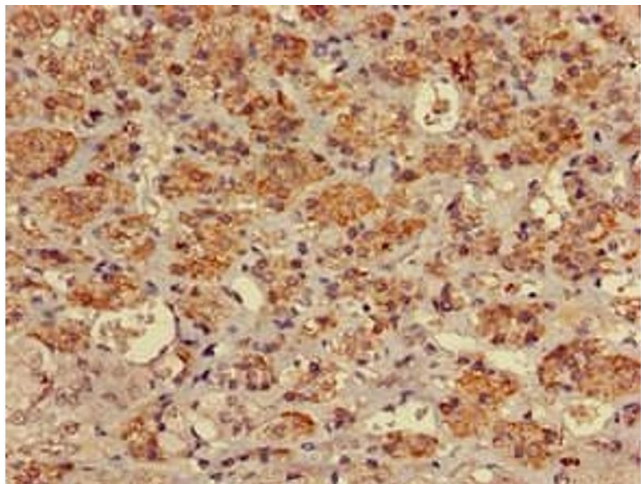
#### Immunofluorescence

**Image 1.** Immunofluorescent analysis of HepG2 cells using ABIN7174961 at dilution of 1:100 and Alexa Fluor 488-conjugated AffiniPure Goat Anti-Rabbit IgG(H+L)



#### Immunohistochemistry

**Image 2.** Immunohistochemistry of paraffin-embedded human liver cancer using ABIN7174961 at dilution of 1:100



#### Immunohistochemistry

**Image 3.** Immunohistochemistry of paraffin-embedded human adrenal gland tissue using ABIN7174961 at dilution of 1:100