



[Go to Product page](#)

Datasheet for ABIN7175013  
**anti-C17orf58 antibody (AA 21-90)**

3 Images

### Overview

Quantity:	100 µg
Target:	C17orf58 (C17ORF58)
Binding Specificity:	AA 21-90
Reactivity:	Human
Host:	Rabbit
Clonality:	Polyclonal
Conjugate:	This C17orf58 antibody is un-conjugated
Application:	ELISA, Immunohistochemistry (IHC), Immunofluorescence (IF)

### Product Details

Immunogen:	Recombinant Human UPF0450 protein C17orf58 protein (21-90AA)
Isotype:	IgG
Cross-Reactivity:	Human
Purification:	>95%, Protein G purified

### Target Details

Target:	C17orf58 (C17ORF58)
Alternative Name:	C17orf58 ( <a href="#">C17ORF58 Products</a> )
Background:	C17orf58UPF0450 protein C17orf58 antibody
UniProt:	<a href="#">Q2M2W7</a>

## Application Details

---

Application Notes: Recommended dilution: IHC:1:20-1:200, IF:1:50-1:200,

Restrictions: For Research Use only

## Handling

---

Format: Liquid

Buffer: Preservative: 0.03 % Proclin 300  
Constituents: 50 % Glycerol, 0.01M PBS, PH 7.4

Preservative: ProClin

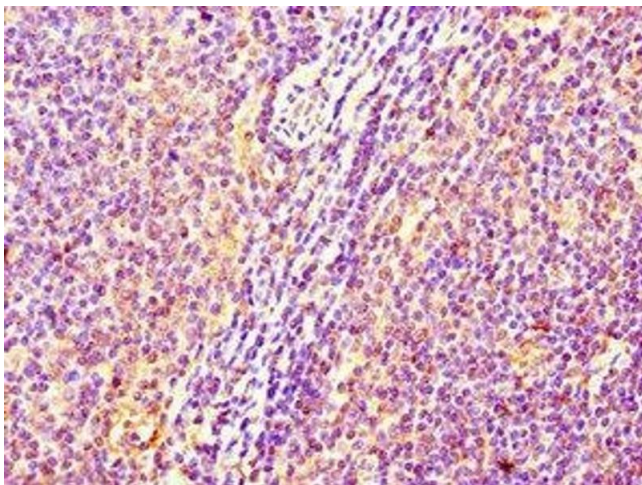
Precaution of Use: This product contains ProClin: a POISONOUS AND HAZARDOUS SUBSTANCE which should be handled by trained staff only.

Storage: -20 °C,-80 °C

Storage Comment: Upon receipt, store at -20°C or -80°C. Avoid repeated freeze.

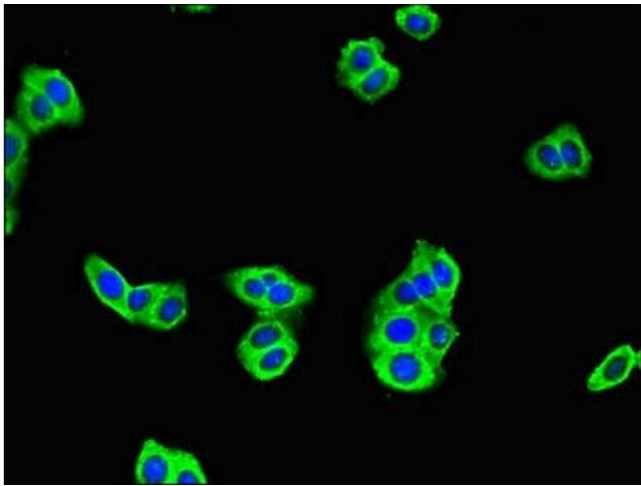
## Images

---



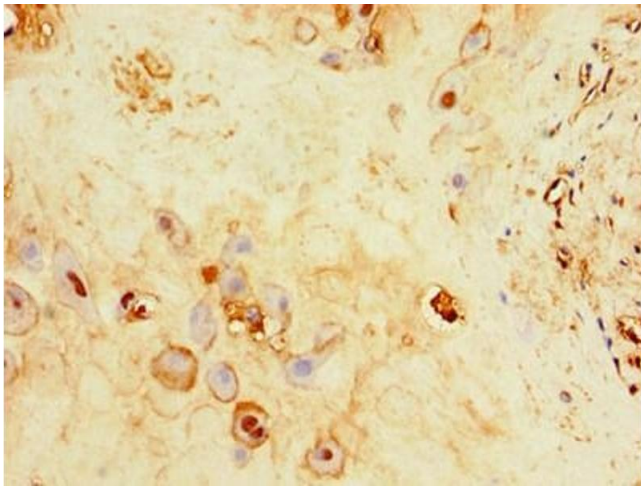
### Immunohistochemistry

**Image 1.** Immunohistochemistry of paraffin-embedded human lymph node tissue using ABIN7175013 at dilution of 1:100



#### Immunofluorescence

**Image 2.** Immunofluorescent analysis of HepG2 cells using ABIN7175013 at dilution of 1:100 and Alexa Fluor 488-conjugated AffiniPure Goat Anti-Rabbit IgG(H+L)



#### Immunohistochemistry

**Image 3.** Immunohistochemistry of paraffin-embedded human placenta tissue using ABIN7175013 at dilution of 1:100