Datasheet for ABIN7175029

anti-C5ORF22 antibody (AA 101-420)

3 Images

Go to Product page

Overview

Quantity:	100 µg
Target:	C5ORF22
Binding Specificity:	AA 101-420
Reactivity:	Human
Host:	Rabbit
Clonality:	Polyclonal
Conjugate:	This C5ORF22 antibody is un-conjugated
Application:	ELISA, Western Blotting (WB), Immunohistochemistry (IHC)

Product Details

Immunogen:	Recombinant Human UPF0489 protein C5orf22 protein (101-420AA)
Isotype:	IgG
Cross-Reactivity:	Human, Mouse
Purification:	>95%, Protein G purified

Target Details

Target:	C5ORF22
Alternative Name:	C5orf22 (C5ORF22 Products)
Background:	C5orf22 antibody, UPF0489 protein C5orf22 antibody
UniProt:	Q49AR2

Copyright antibodies-online. All rights reserved.

Application Details

Application Notes:	Recommended dilution: WB:1:500-1:2000, IHC:1:20-1:200,
Restrictions:	For Research Use only

Handling

Format:	Liquid
Buffer:	Preservative: 0.03 % Proclin 300 Constituents: 50 % Glycerol, 0.01M PBS, PH 7.4
Preservative:	ProClin
Precaution of Use:	This product contains ProClin: a POISONOUS AND HAZARDOUS SUBSTANCE which should be handled by trained staff only.
Storage:	-20 °C,-80 °C
Storage Comment:	Upon receipt, store at -20°C or -80°C. Avoid repeated freeze.

Images

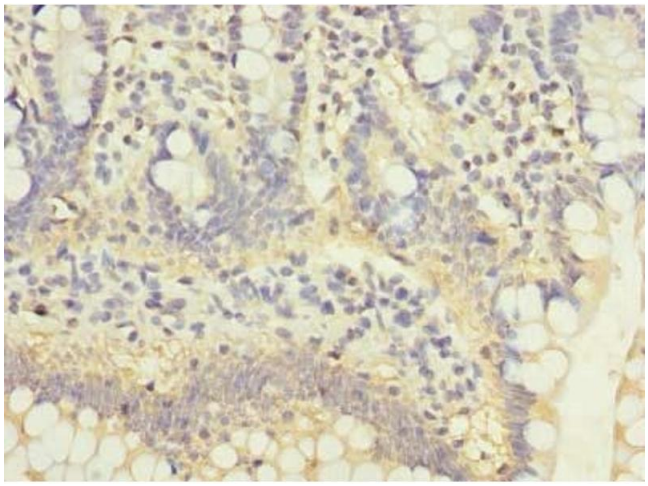

Immunohistochemistry

Image 1. Immunohistochemistry of paraffin-embedded human small intestine tissue using ABIN7175029 at dilution of 1:100

Copyright antibodies-online. All rights reserved.

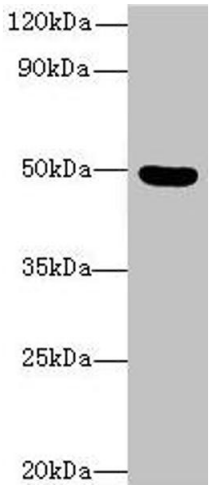

Western Blotting

Image 2. Western blot All lanes: C5orf22 antibody at 8 µg/mL + Mouse brain tissue Secondary Goat polyclonal to rabbit IgG at 1/10000 dilution Predicted band size: 50, 21, 19 kDa Observed band size: 50 kDa

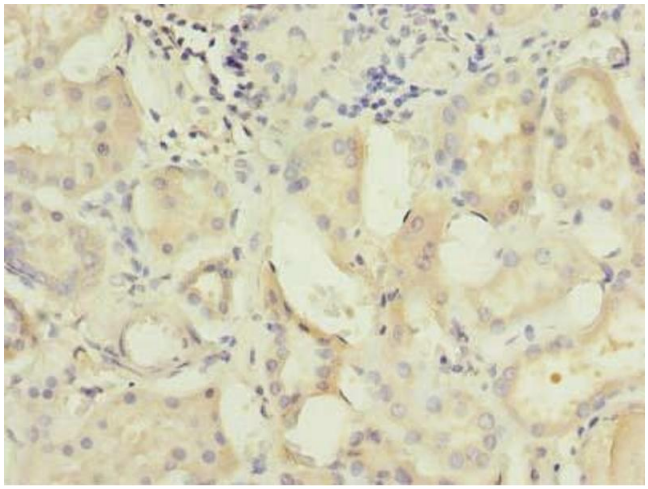

Immunohistochemistry

Image 3. Immunohistochemistry of paraffin-embedded human kidney tissue using ABIN7175029 at dilution of 1:100

 Copyright antibodies-online. All rights reserved.