



[Go to Product page](#)

Datasheet for ABIN7193537
anti-CD7 antibody (AA 26-180)

6 Images

Overview

Quantity:	0.1 mg
Target:	CD7
Binding Specificity:	AA 26-180
Reactivity:	Human
Host:	Mouse
Clonality:	Monoclonal
Conjugate:	This CD7 antibody is un-conjugated
Application:	Flow Cytometry (FACS), Western Blotting (WB), ELISA, Immunohistochemistry (IHC)

Product Details

Immunogen:	Purified recombinant fragment of human CD7 (AA: 26-180) expressed in E. coli.
Clone:	3D11F12
Isotype:	IgG2b
Purification:	purified

Target Details

Target:	CD7
Alternative Name:	CD7 (CD7 Products)
Background:	Description: This gene encodes a transmembrane protein which is a member of the immunoglobulin superfamily. This protein is found on thymocytes and mature T cells. It plays

Target Details

an essential role in T-cell interactions and also in T-cell/B-cell interaction during early lymphoid development.

Aliases: GP40, TP41, Tp40, LEU-9

Molecular Weight: 25.4 kDa

Gene ID: 924

Pathways: [Cell-Cell Junction Organization](#)

Application Details

Application Notes: WB:1:500 - 1:2000, IHC:1:200 - 1:1000, FCM:1:200 - 1:400, ELISA:1:10000,

Restrictions: For Research Use only

Handling

Buffer: Purified antibody in PBS with 0.05 % sodium azide

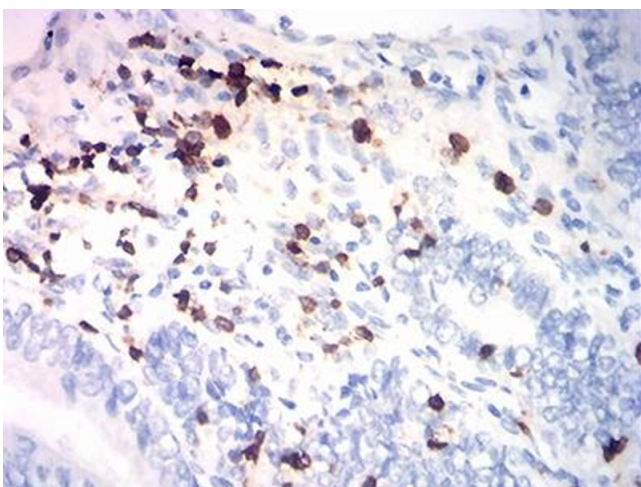
Preservative: Sodium azide

Precaution of Use: This product contains Sodium azide: a POISONOUS AND HAZARDOUS SUBSTANCE which should be handled by trained staff only.

Storage: 4 °C/-20 °C

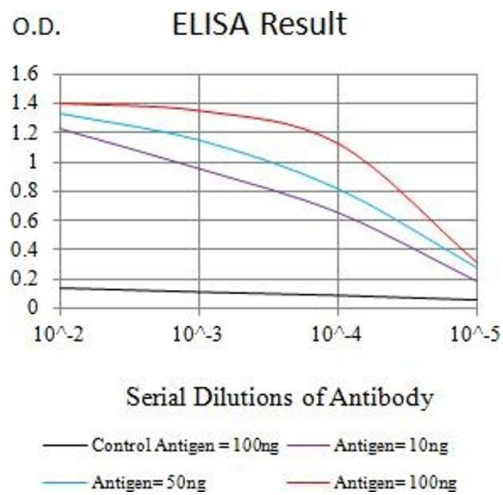
Storage Comment: 4°C, -20°C for long term storage

Images




Immunohistochemistry

Image 1. Immunohistochemical analysis of paraffin-embedded endometrial cancer tissues using CD7 mouse mAb with DAB staining.



ELISA

Image 2. Black line: Control Antigen (100 ng), Purple line: Antigen (10 ng), Blue line: Antigen (50 ng), Red line: Antigen (100 ng)



Western Blotting

Image 3. Western blot analysis using CD7 mAb against human CD7 (AA: 26-180) recombinant protein. (Expected MW is 19.3 kDa)

Please check the [product details page](#) for more images. Overall 6 images are available for ABIN7193537.