

Datasheet for ABIN7239077

anti-IL-19 antibody**4** Images[Go to Product page](#)

Overview

Quantity:	200 µL
Target:	IL-19 (IL19)
Reactivity:	Human, Rat, Mouse
Host:	Rabbit
Clonality:	Polyclonal
Conjugate:	This IL-19 antibody is un-conjugated
Application:	Immunohistochemistry (IHC), ELISA

Product Details

Immunogen:	Synthetic peptide of human IL19
Isotype:	IgG
Characteristics:	Polyclonal Antibody
Purification:	Affinity purification

Target Details

Target:	IL-19 (IL19)
Alternative Name:	IL19 (IL19 Products)
Background:	The protein encoded by this gene is a cytokine that belongs to the IL10 cytokine subfamily. This cytokine is found to be preferentially expressed in monocytes. It can bind the IL20 receptor complex and lead to the activation of the signal transducer and activator of transcription 3 (STAT3). A similar cytokine in mouse is reported to up-regulate the expression of IL6 and TNF-

Target Details

alpha and induce apoptosis, which suggests a role of this cytokine in inflammatory responses. Alternatively spliced transcript variants encoding the distinct isoforms have been described.

NCBI Accession: [NP_037503](#)

UniProt: [Q9UHD0](#)

Application Details

Application Notes: IHC 1:50-1:200

Restrictions: For Research Use only

Handling

Format: Liquid

Concentration: 0.9 mg/mL

Buffer: PBS with 0.05 % sodium azide and 50 % glycerol, PH7.4

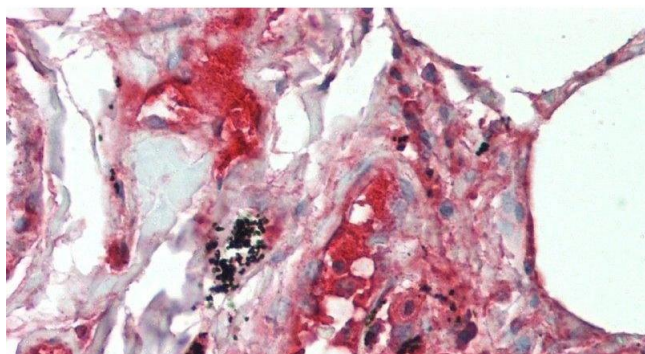
Preservative: Sodium azide

Precaution of Use: This product contains Sodium azide: a POISONOUS AND HAZARDOUS SUBSTANCE which should be handled by trained staff only.

Storage: -20 °C

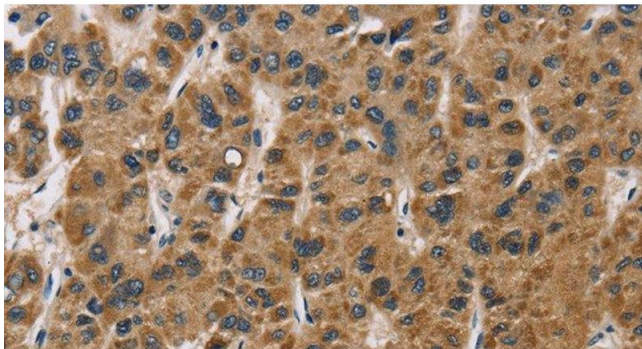
Storage Comment: Store at -20°C. Avoid freeze / thaw cycles.

Images



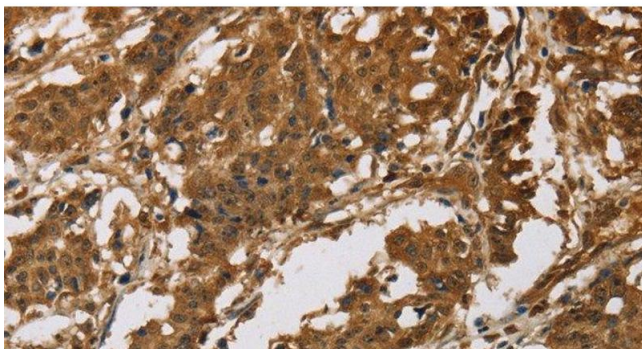
Immunohistochemistry (Paraffin-embedded Sections)

Image 1. Immunohistochemistry of paraffin-embedded Lung tissue using IL19 Polyclonal Antibody at dilution of 1:90 .



Immunohistochemistry (Paraffin-embedded Sections)

Image 2. Immunohistochemistry of paraffin-embedded Human liver cancer tissue using IL19 Polyclonal Antibody at dilution 1:40



Immunohistochemistry (Paraffin-embedded Sections)

Image 3. Immunohistochemistry of paraffin-embedded Human gastric cancer tissue using IL19 Polyclonal Antibody at dilution 1:40

Please check the [product details page](#) for more images. Overall 4 images are available for ABIN7239077.