

Datasheet for ABIN7249426

anti-GAP43 antibody

4 Images

[Go to Product page](#)

Overview

Quantity:	200 µL
Target:	GAP43
Reactivity:	Human, Rat, Mouse
Host:	Rabbit
Clonality:	Polyclonal
Conjugate:	This GAP43 antibody is un-conjugated
Application:	Western Blotting (WB), Immunohistochemistry (IHC)

Product Details

Immunogen:	KLH conjugated Synthetic peptide corresponding to Mouse GAP43
Isotype:	IgG
Characteristics:	Polyclonal Antibody
Purification:	Affinity purification

Target Details

Target:	GAP43
Alternative Name:	GAP43 (GAP43 Products)
Background:	The protein encoded by this gene has been termed a 'growth' or 'plasticity' protein because it is expressed at high levels in neuronal growth cones during development and axonal regeneration. This protein is considered a crucial component of an effective regenerative response in the nervous system. Alternatively spliced transcript variants encoding distinct

Target Details

isoforms have been found for this gene.

Molecular Weight: Observed_MW: 43 kDa
Calculated_MW: 43 kDa

UniProt: [P17677](#), [P06837](#), [P07936](#)

Application Details

Application Notes: WB 1:800-1:3000, IHC 1:200-1:800

Restrictions: For Research Use only

Handling

Format: Liquid

Concentration: 0.63 mg/mL

Buffer: PBS with 0.02 % sodium azide, 1 % BSA and 50 % glycerol, pH 7.4

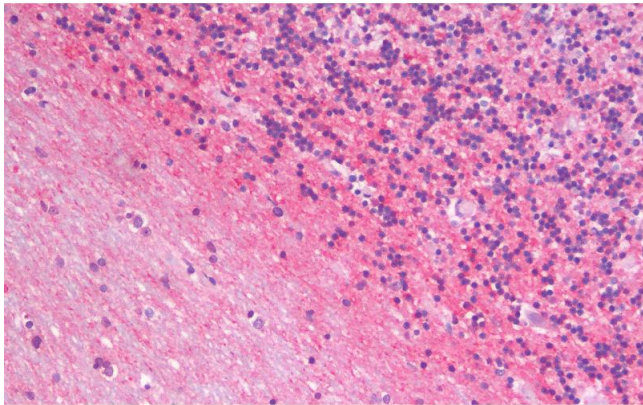
Preservative: Sodium azide

Precaution of Use: This product contains Sodium azide: a POISONOUS AND HAZARDOUS SUBSTANCE which should be handled by trained staff only.

Storage: -20 °C

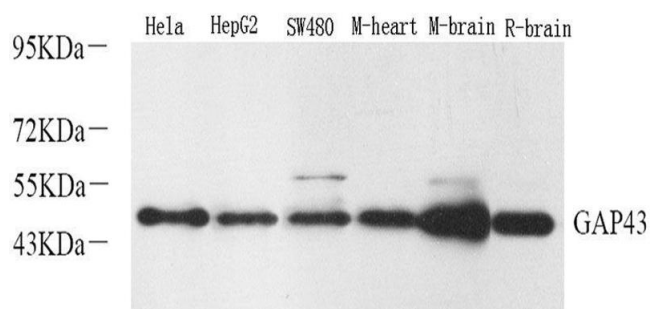
Storage Comment: Store at -20°C. Avoid freeze / thaw cycles.

Images



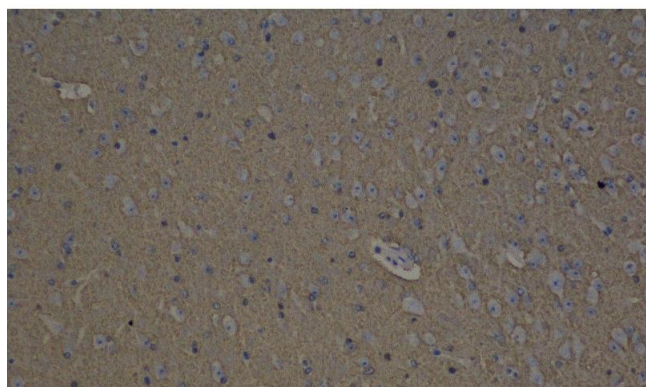
Immunohistochemistry (Paraffin-embedded Sections)

Image 1. Immunohistochemistry analysis of paraffin-embedded Human Cerebellum using GAP43 Polyclonal Antibody.



Western Blotting

Image 2. Western Blot analysis of various samples using GAP43 Polyclonal Antibody at dilution of 1:2000.



Immunohistochemistry (Paraffin-embedded Sections)

Image 3. Immunohistochemistry analysis of paraffin-embedded mouse brain using GAP43 Polyclonal Antibody at dilution of 1:300.

Please check the [product details page](#) for more images. Overall 4 images are available for ABIN7249426.