



[Go to Product page](#)

Datasheet for ABIN7254977

anti-TSC1 antibody

4 Images

Overview

Quantity:	200 µL
Target:	TSC1
Reactivity:	Human, Mouse, Rat
Host:	Rabbit
Clonality:	Polyclonal
Conjugate:	This TSC1 antibody is un-conjugated
Application:	Immunohistochemistry (IHC), Immunofluorescence (IF)

Product Details

Immunogen:	A synthetic peptide of human TSC1 (NP_000359.1).
Isotype:	IgG
Characteristics:	Polyclonal Antibody
Purification:	Affinity purification

Target Details

Target:	TSC1
Alternative Name:	TSC1 (TSC1 Products)
Background:	This gene encodes a growth inhibitory protein thought to play a role in the stabilization of tuberin. Mutations in this gene have been associated with tuberous sclerosis. Alternative splicing results in multiple transcript variants.

Target Details

Gene ID:	7248
UniProt:	Q92574
Pathways:	RTK Signaling , AMPK Signaling , Regulation of Cell Size , Tube Formation

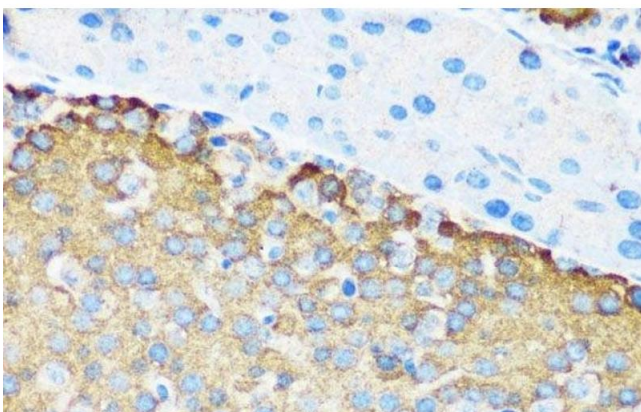
Application Details

Application Notes:	IHC 1:50-1:100 IF 1:50-1:100
Restrictions:	For Research Use only

Handling

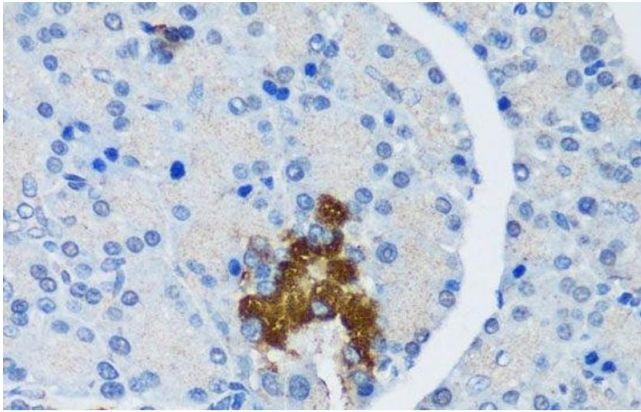
Format:	Liquid
Concentration:	1 mg/mL
Buffer:	PBS with 0.02 % sodium azide, 50 % glycerol, pH 7.3
Preservative:	Sodium azide
Precaution of Use:	This product contains Sodium azide: a POISONOUS AND HAZARDOUS SUBSTANCE which should be handled by trained staff only.
Storage:	-20 °C
Storage Comment:	Store at -20°C. Avoid freeze / thaw cycles.

Images



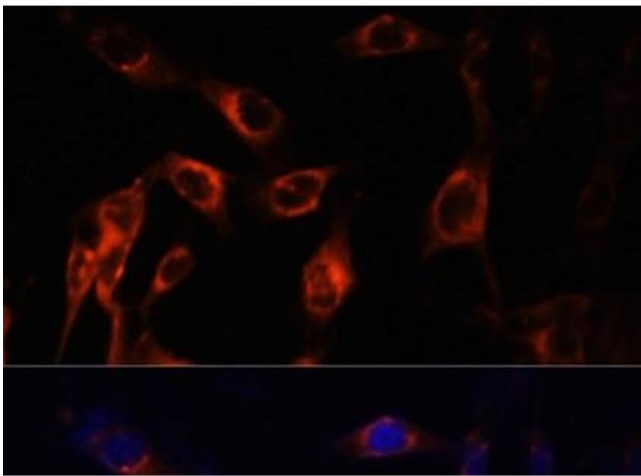
Immunohistochemistry (Paraffin-embedded Sections)

Image 1. Immunohistochemistry of paraffin-embedded Mouse pancreatic islet using TSC1 Polyclonal Antibody at dilution of 1:200 (40x lens).



Immunohistochemistry (Paraffin-embedded Sections)

Image 2. Immunohistochemistry of paraffin-embedded Rat pancreatic islet using TSC1 Polyclonal Antibody at dilution of 1:200 (40x lens).



Immunofluorescence

Image 3. Immunofluorescence analysis of NIH-3T3 cells using TSC1 Polyclonal Antibody at dilution of 1:100 (40x lens). Blue: DAPI for nuclear staining.

Please check the [product details page](#) for more images. Overall 4 images are available for ABIN7254977.