Datasheet for ABIN7254993

anti-EIF2S1 antibody

4 Images

Go to Product page

Overview

Quantity:	200 µL
Target:	EIF2S1
Reactivity:	Human, Rat, Mouse
Host:	Rabbit
Clonality:	Polyclonal
Conjugate:	This EIF2S1 antibody is un-conjugated
Application:	Immunohistochemistry (IHC), Immunofluorescence (IF)

Product Details

Immunogen:	Recombinant fusion protein of human EIF2S1 (NP_004085.1).
Isotype:	IgG
Characteristics:	Polyclonal Antibody
Purification:	Affinity purification

Target Details

Target:	EIF2S1
Alternative Name:	EIF2S1 (EIF2S1 Products)
Background:	Functions in the early steps of protein synthesis of a small number of specific mRNAs. Acts by directing the binding of methionyl-tRNAi to 40S ribosomal subunits. In contrast to the eIF-2 complex, it binds methionyl-tRNAi to 40 S subunits in a codon-dependent manner, whereas the eIF-2 complex binds methionyl-tRNAi to 40 S subunits in a GTP-dependent manner. May act by

Target Details

	impiging the expression of specific proteins.
Gene ID:	1965
UniProt:	P05198
Pathways:	Ribonucleoprotein Complex Subunit Organization, ER-Nucleus Signaling, Hepatitis C

Application Details

Application Notes:	IHC 1:50-1:200 IF 1:50-1:200
Restrictions:	For Research Use only

Handling

Format:	Liquid
Concentration:	1 mg/mL
Buffer:	PBS with 0.02 % sodium azide, 50 % glycerol, pH 7.3
Preservative:	Sodium azide
Precaution of Use:	This product contains Sodium azide: a POISONOUS AND HAZARDOUS SUBSTANCE which should be handled by trained staff only.
Storage:	-20 °C
Storage Comment:	Store at -20°C. Avoid freeze / thaw cycles.

Images

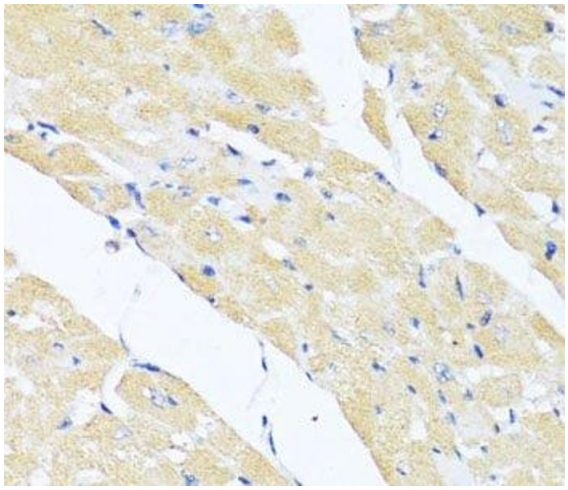

Immunohistochemistry (Paraffin-embedded Sections)

Image 1. Immunohistochemistry of paraffin-embedded Mouse heart using EIF2S1 Polyclonal Antibody at dilution of 1:100 (40x lens).

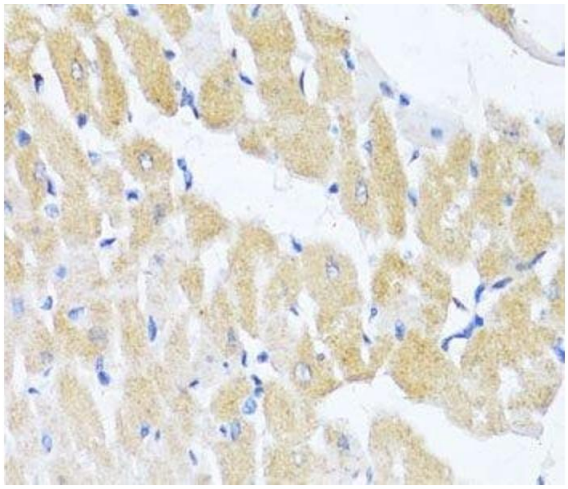

Immunohistochemistry (Paraffin-embedded Sections)

Image 2. Immunohistochemistry of paraffin-embedded Rat heart using EIF2S1 Polyclonal Antibody at dilution of 1:100 (40x lens).

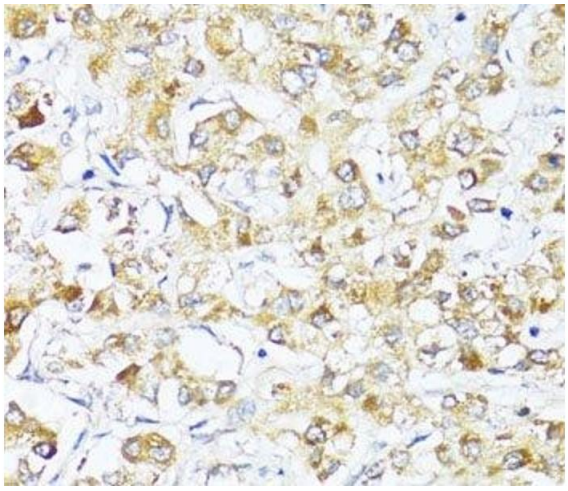

Immunohistochemistry (Paraffin-embedded Sections)

Image 3. Immunohistochemistry of paraffin-embedded Human liver cancer using EIF2S1 Polyclonal Antibody at dilution of 1:100 (40x lens).

Please check the product details page for more images. Overall 4 images are available for ABIN7254993.

Copyright antibodies-online. All rights reserved.