

Datasheet for ABIN7260337

anti-EDF1 antibody

4 Images

[Go to Product page](#)

Overview

Quantity:	200 µL
Target:	EDF1
Reactivity:	Human, Mouse, Rat
Host:	Rabbit
Clonality:	Polyclonal
Conjugate:	This EDF1 antibody is un-conjugated
Application:	Western Blotting (WB), Immunohistochemistry (IHC)

Product Details

Immunogen:	Recombinant fusion protein of human EDF1 (NP_003783.1).
Isotype:	IgG
Characteristics:	Polyclonal Antibody
Purification:	Affinity purification

Target Details

Target:	EDF1
Alternative Name:	EDF1 (EDF1 Products)
Background:	This gene encodes a protein that may regulate endothelial cell differentiation, lipid metabolism, and hormone-induced cardiomyocyte hypertrophy. The encoded protein has also been found to act as a transcriptional coactivator by interconnecting the general transcription factor TATA element-binding protein (TBP) and gene-specific activators. Alternate splicing results in multiple

Target Details

	transcript variants.
Molecular Weight:	Observed_MW: 16 kDa Calculated_MW: 15 kDa/16 kDa
Gene ID:	8721
UniProt:	O60869

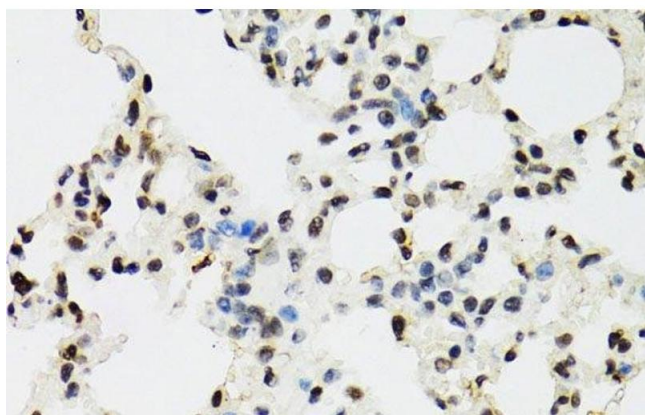
Application Details

Application Notes:	WB 1:500-1:2000 IHC 1:50-1:100
Restrictions:	For Research Use only

Handling

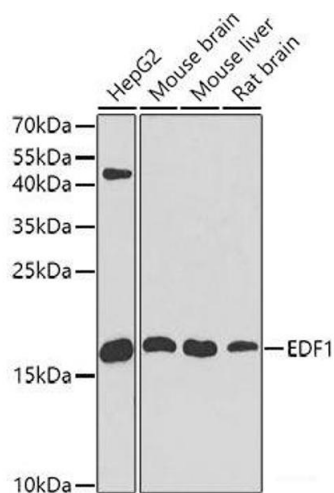
Format:	Liquid
Concentration:	1 mg/mL
Buffer:	PBS with 0.02 % sodium azide, 50 % glycerol, pH 7.3
Preservative:	Sodium azide
Precaution of Use:	This product contains Sodium azide: a POISONOUS AND HAZARDOUS SUBSTANCE which should be handled by trained staff only.
Storage:	-20 °C
Storage Comment:	Store at -20°C. Avoid freeze / thaw cycles.

Images



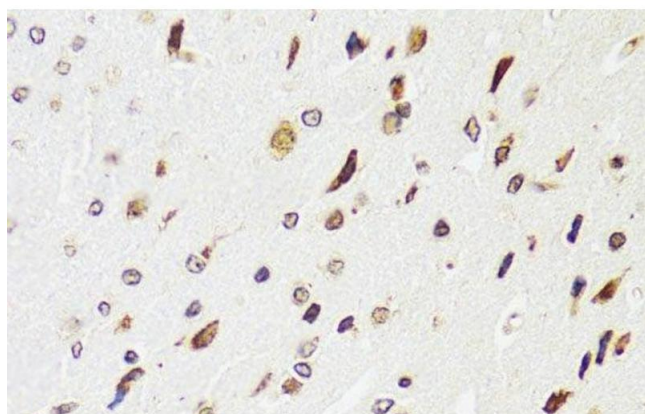
Immunohistochemistry (Paraffin-embedded Sections)

Image 1. Immunohistochemistry of paraffin-embedded Mouse lung using EDF1 Polyclonal Antibody at dilution of 1:100 (40x lens).



Western Blotting

Image 2. Western blot analysis of extracts of various cell lines using EDF1 Polyclonal Antibody at dilution of 1:1000.



Immunohistochemistry (Paraffin-embedded Sections)

Image 3. Immunohistochemistry of paraffin-embedded Rat brain using EDF1 Polyclonal Antibody at dilution of 1:100 (40x lens).

Please check the [product details page](#) for more images. Overall 4 images are available for ABIN7260337.