Datasheet for ABIN7260467

anti-ATP2C1 antibody

3 Images

Go to Product page

Overview

Quantity:	200 µL
Target:	ATP2C1
Reactivity:	Human, Mouse, Rat
Host:	Rabbit
Clonality:	Polyclonal
Conjugate:	This ATP2C1 antibody is un-conjugated
Application:	Immunohistochemistry (IHC)

Product Details

Immunogen:	Recombinant fusion protein of human ATP2C1 (NP_001186114.1).
Isotype:	IgG
Characteristics:	Polyclonal Antibody
Purification:	Affinity purification

Target Details

Target:	ATP2C1
Alternative Name:	ATP2C1 (ATP2C1 Products)
Background:	The protein encoded by this gene belongs to the family of P-type cation transport ATPases. This magnesium-dependent enzyme catalyzes the hydrolysis of ATP coupled with the transport of calcium ions. Defects in this gene cause Hailey-Hailey disease, an autosomal dominant disorder. Alternatively spliced transcript variants encoding different isoforms have been

Target Details

	identified.
Gene ID:	27032
UniProt:	P98194
Pathways:	Transition Metal Ion Homeostasis, Ribonucleoside Biosynthetic Process

Application Details

Application Notes:	IHC 1:50-1:200
Restrictions:	For Research Use only

Handling

Format:	Liquid
Concentration:	1 mg/mL
Buffer:	PBS with 0.02 % sodium azide, 50 % glycerol, pH 7.3
Preservative:	Sodium azide
Precaution of Use:	This product contains Sodium azide: a POISONOUS AND HAZARDOUS SUBSTANCE which should be handled by trained staff only.
Storage:	-20 °C
Storage Comment:	Store at -20°C. Avoid freeze / thaw cycles.

Images

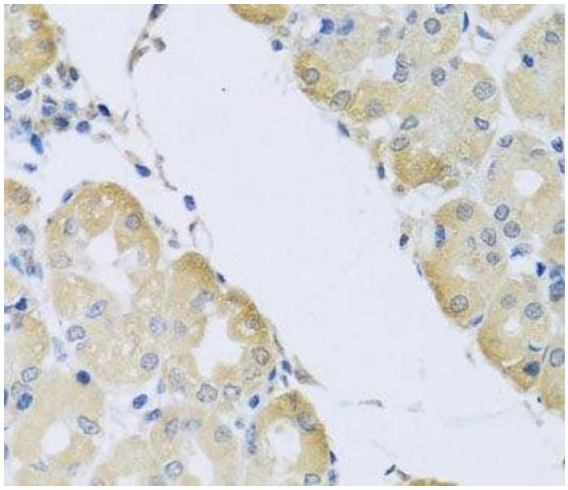

Immunohistochemistry (Paraffin-embedded Sections)

Image 1. Immunohistochemistry of paraffin-embedded Human stomach using ATP2C1 Polyclonal Antibody at dilution of 1:100 (40x lens).

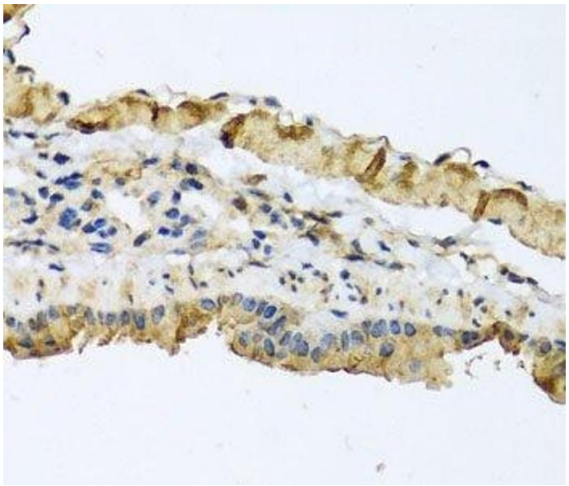

Immunohistochemistry (Paraffin-embedded Sections)

Image 2. Immunohistochemistry of paraffin-embedded Mouse lung using ATP2C1 Polyclonal Antibody at dilution of 1:100 (40x lens).

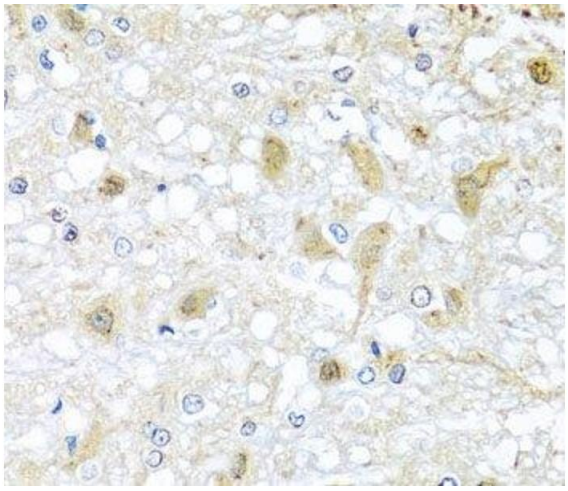

Immunohistochemistry (Paraffin-embedded Sections)

Image 3. Immunohistochemistry of paraffin-embedded Rat brain using ATP2C1 Polyclonal Antibody at dilution of 1:100 (40x lens).

 Copyright antibodies-online. All rights reserved.