



Datasheet for ABIN7260591 anti-Neuregulin 4 antibody



[Go to Product page](#)

6 Images

Overview

Quantity:	200 µL
Target:	Neuregulin 4 (NRG4)
Reactivity:	Human, Mouse, Rat
Host:	Rabbit
Clonality:	Polyclonal
Conjugate:	This Neuregulin 4 antibody is un-conjugated
Application:	Immunohistochemistry (IHC)

Product Details

Immunogen:	Recombinant fusion protein of human NRG4 (NP_612640.1).
Isotype:	IgG
Characteristics:	Polyclonal Antibody
Purification:	Affinity purification

Target Details

Target:	Neuregulin 4 (NRG4)
Alternative Name:	NRG4 (NRG4 Products)
Background:	Neuregulin 4 also known as NRG4 is a member of the neuregulin protein family which in humans is encoded by the NRG4 gene. Low affinity ligand for the ERBB4 tyrosine kinase receptor. Concomitantly recruits ERBB1 and ERBB2 coreceptors, resulting in ligand-stimulated tyrosine phosphorylation and activation of the ERBB receptors. Does not bind to the ERBB1, ERBB2 and

Target Details

ERBB3 receptors.

Gene ID: 145957

UniProt: [Q8WWG1](#)

Pathways: [RTK Signaling](#), [Fc-epsilon Receptor Signaling Pathway](#), [EGFR Signaling Pathway](#), [Neurotrophin Signaling Pathway](#)

Application Details

Application Notes: IHC 1:50-1:200

Restrictions: For Research Use only

Handling

Format: Liquid

Concentration: 1 mg/mL

Buffer: PBS with 0.02 % sodium azide, 50 % glycerol, pH 7.3

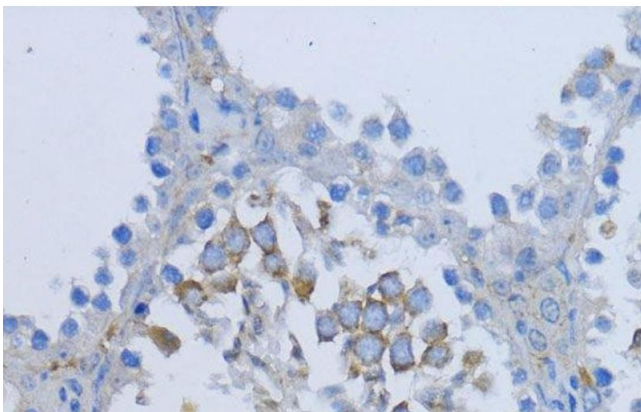
Preservative: Sodium azide

Precaution of Use: This product contains Sodium azide: a POISONOUS AND HAZARDOUS SUBSTANCE which should be handled by trained staff only.

Storage: -20 °C

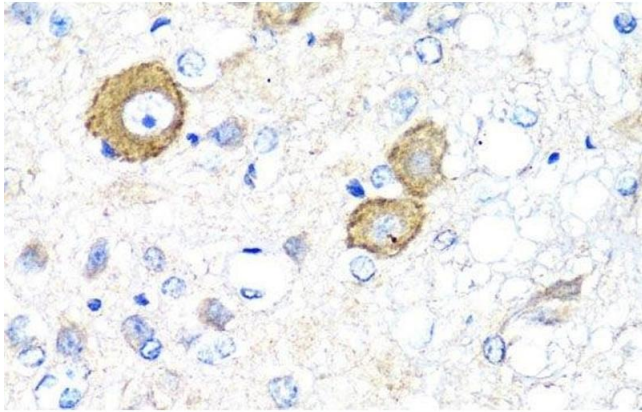
Storage Comment: Store at -20°C. Avoid freeze / thaw cycles.

Images



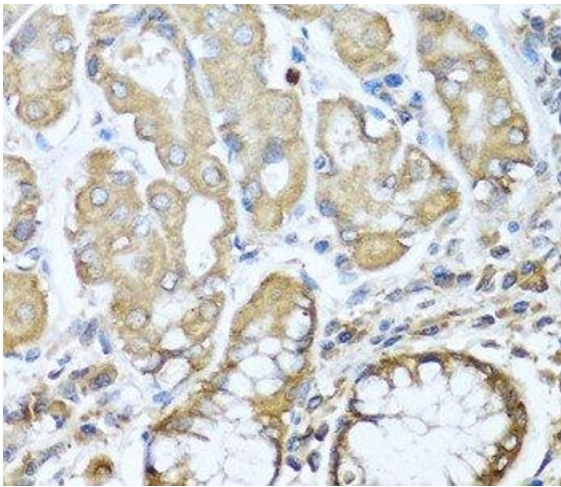
Immunohistochemistry (Paraffin-embedded Sections)

Image 1. Immunohistochemistry of paraffin-embedded Mouse testis using NRG4 Polyclonal Antibody at dilution of 1:200 (40x lens).



Immunohistochemistry (Paraffin-embedded Sections)

Image 2. Immunohistochemistry of paraffin-embedded Rat brain using NRG4 Polyclonal Antibody at dilution of 1:100 (40x lens).



Immunohistochemistry (Paraffin-embedded Sections)

Image 3. Immunohistochemistry of paraffin-embedded Human stomach using NRG4 Polyclonal Antibody at dilution of 1:100 (40x lens).

Please check the [product details page](#) for more images. Overall 6 images are available for ABIN7260591.