

Datasheet for ABIN7261896

anti-TRMT2A antibody

4 Images

[Go to Product page](#)

Overview

Quantity:	200 µL
Target:	TRMT2A
Reactivity:	Human, Mouse, Rat
Host:	Rabbit
Clonality:	Polyclonal
Conjugate:	This TRMT2A antibody is un-conjugated
Application:	Western Blotting (WB), Immunohistochemistry (IHC)

Product Details

Immunogen:	A synthetic peptide of human TRMT2A (NP_073564.3).
Isotype:	IgG
Characteristics:	Polyclonal Antibody
Purification:	Affinity purification

Target Details

Target:	TRMT2A
Alternative Name:	TRMT2A (TRMT2A Products)
Background:	The protein encoded by this gene is of unknown function. However, it is orthologous to the mouse Trmt2a gene and contains an RNA methyltransferase domain. Expression of this gene varies during the cell cycle, with aberrant expression being a possible biomarker in certain breast cancers. Several transcript variants encoding two different isoforms have been found for

Target Details

	this gene.
Molecular Weight:	Observed_MW: 70 kDa Calculated_MW: 61 kDa/68 kDa
Gene ID:	27037
UniProt:	Q8IZ69

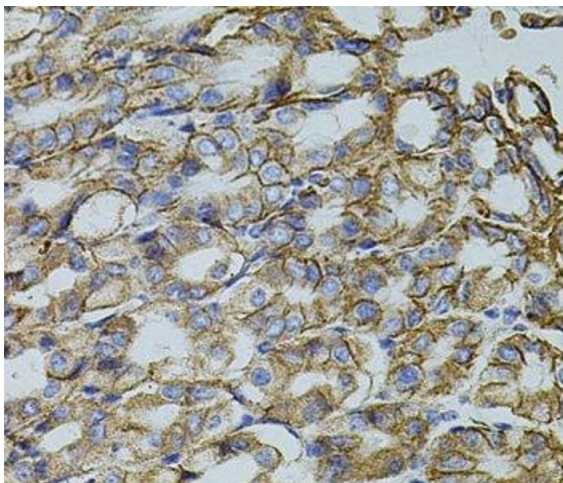
Application Details

Application Notes:	WB 1:500-1:1000 IHC 1:50-1:200
Restrictions:	For Research Use only

Handling

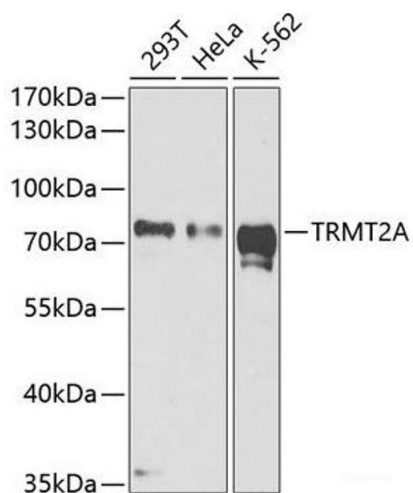
Format:	Liquid
Concentration:	1 mg/mL
Buffer:	PBS with 0.02 % sodium azide, 50 % glycerol, pH 7.3
Preservative:	Sodium azide
Precaution of Use:	This product contains Sodium azide: a POISONOUS AND HAZARDOUS SUBSTANCE which should be handled by trained staff only.
Storage:	-20 °C
Storage Comment:	Store at -20°C. Avoid freeze / thaw cycles.

Images



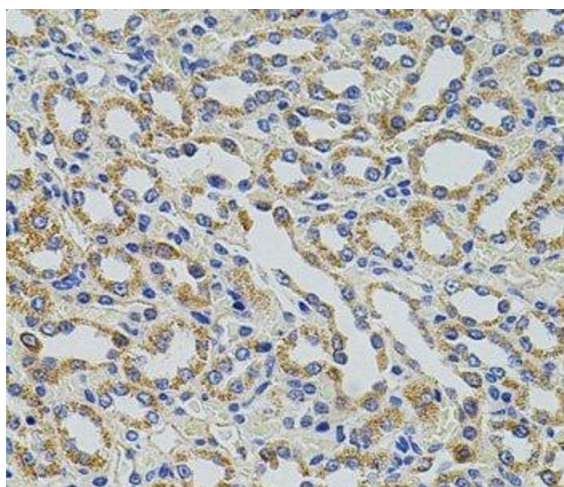
Immunohistochemistry (Paraffin-embedded Sections)

Image 1. Immunohistochemistry of paraffin-embedded Mouse stomach using TRMT2A Polyclonal Antibody at dilution of 1:100 (40x lens).



Western Blotting

Image 2. Western blot analysis of extracts of various cell lines using TRMT2A Polyclonal Antibody at dilution of 1:1000.



Immunohistochemistry (Paraffin-embedded Sections)

Image 3. Immunohistochemistry of paraffin-embedded Rat kidney using TRMT2A Polyclonal Antibody at dilution of 1:100 (40x lens).

Please check the [product details page](#) for more images. Overall 4 images are available for ABIN7261896.