



Datasheet for ABIN7262915
anti-SOX5 antibody



[Go to Product page](#)

6 Images

Overview

Quantity:	200 µL
Target:	SOX5
Reactivity:	Human, Rat, Mouse
Host:	Rabbit
Clonality:	Polyclonal
Conjugate:	This SOX5 antibody is un-conjugated
Application:	Immunohistochemistry (IHC), Immunofluorescence (IF)

Product Details

Immunogen:	Recombinant fusion protein of human SOX5 (NP_694534.1).
Isotype:	IgG
Characteristics:	Polyclonal Antibody
Purification:	Affinity purification

Target Details

Target:	SOX5
Alternative Name:	SOX5 (SOX5 Products)
Background:	<p>This gene encodes a member of the SOX (SRY-related HMG-box) family of transcription factors involved in the regulation of embryonic development and in the determination of the cell fate.</p> <p>The encoded protein may act as a transcriptional regulator after forming a protein complex with other proteins. The encoded protein may play a role in chondrogenesis. A pseudogene of</p>

Target Details

this gene is located on chromosome 8. Multiple transcript variants encoding distinct isoforms have been identified for this gene.

Gene ID: 6660

UniProt: [P35711](#)

Application Details

Application Notes: IHC 1:50-1:200 IF 1:50-1:100

Restrictions: For Research Use only

Handling

Format: Liquid

Concentration: 1 mg/mL

Buffer: PBS with 0.02 % sodium azide, 50 % glycerol, pH 7.3

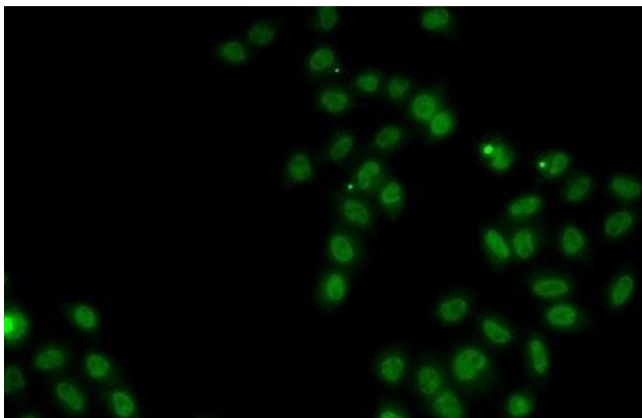
Preservative: Sodium azide

Precaution of Use: This product contains Sodium azide: a POISONOUS AND HAZARDOUS SUBSTANCE which should be handled by trained staff only.

Storage: -20 °C

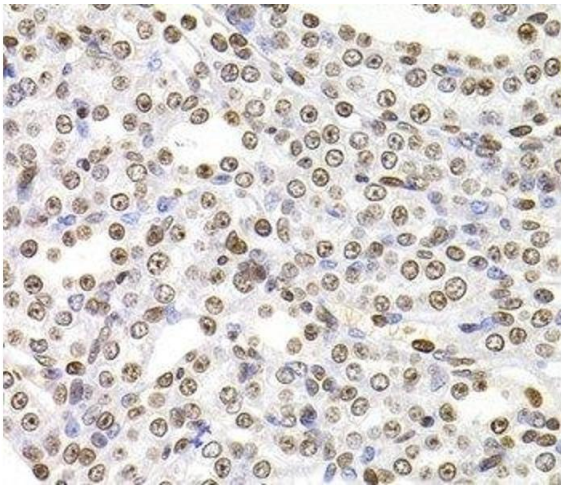
Storage Comment: Store at -20°C. Avoid freeze / thaw cycles.

Images



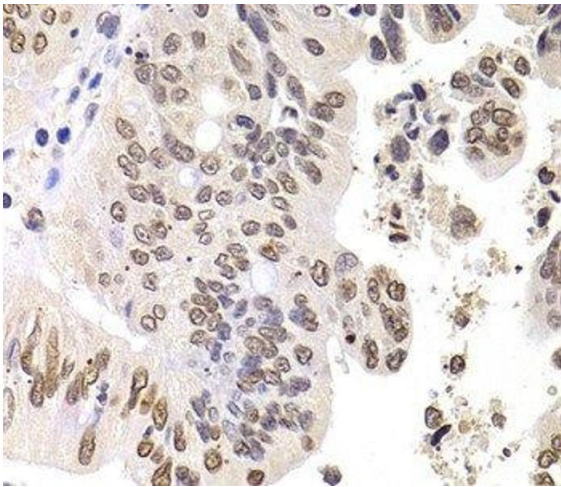
Immunofluorescence

Image 1. Immunofluorescence analysis of MCF7 cells using SOX5 Polyclonal Antibody



Immunohistochemistry (Paraffin-embedded Sections)

Image 2. Immunohistochemistry of paraffin-embedded Rat kidney using SOX5 Polyclonal Antibody at dilution of 1:100 (40x lens).



Immunohistochemistry (Paraffin-embedded Sections)

Image 3. Immunohistochemistry of paraffin-embedded Human colon carcinoma using SOX5 Polyclonal Antibody at dilution of 1:100 (40x lens).

Please check the [product details page](#) for more images. Overall 6 images are available for ABIN7262915.