



[Go to Product page](#)

Datasheet for ABIN7265246

anti-JAK2 antibody (pTyr1007, pTyr1008)

7 Images

Overview

Quantity:	200 µL
Target:	JAK2
Binding Specificity:	pTyr1007, pTyr1008
Reactivity:	Human, Rat, Mouse
Host:	Rabbit
Clonality:	Polyclonal
Conjugate:	This JAK2 antibody is un-conjugated
Application:	Western Blotting (WB), Immunohistochemistry (IHC)

Product Details

Immunogen:	A synthetic phosphorylated peptide around Y1007 & Y1008 of human Jak2 (NP_004963.1).
Isotype:	IgG
Characteristics:	Phosphorylated antibody
Purification:	Affinity purification

Target Details

Target:	JAK2
Alternative Name:	Jak2 (JAK2 Products)
Background:	This gene product is a protein tyrosine kinase involved in a specific subset of cytokine receptor signaling pathways. It has been found to be constitutively associated with the prolactin

Target Details

receptor and is required for responses to gamma interferon. Mice that do not express an active protein for this gene exhibit embryonic lethality associated with the absence of definitive erythropoiesis.

Molecular Weight: Observed_MW: 131 kDa
Calculated_MW: 130 kDa

Gene ID: 3717

UniProt: [O60674](#)

Pathways: [JAK-STAT Signaling](#), [RTK Signaling](#), [Interferon-gamma Pathway](#), [Positive Regulation of Peptide Hormone Secretion](#), [Intracellular Steroid Hormone Receptor Signaling Pathway](#), [Response to Growth Hormone Stimulus](#), [Positive Regulation of Endopeptidase Activity](#), [Protein targeting to Nucleus](#), [CXCR4-mediated Signaling Events](#), [Platelet-derived growth Factor Receptor Signaling](#), [Unfolded Protein Response](#)

Application Details

Application Notes: WB 1:500-1:1000 IHC 1:50-1:200

Restrictions: For Research Use only

Handling

Format: Liquid

Concentration: 1 mg/mL

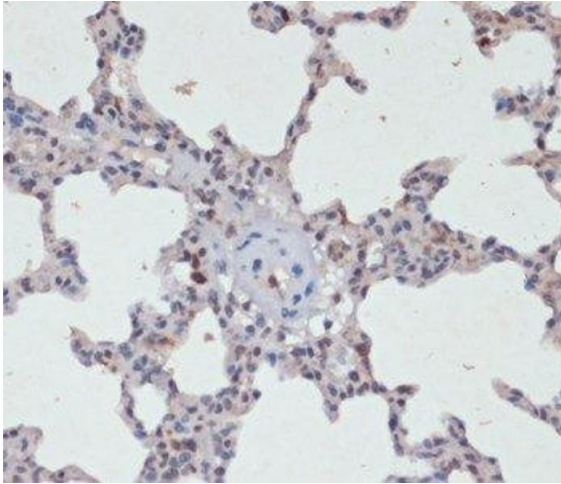
Buffer: PBS with 0.02 % sodium azide, 50 % glycerol, pH 7.3

Preservative: Sodium azide

Precaution of Use: This product contains Sodium azide: a POISONOUS AND HAZARDOUS SUBSTANCE which should be handled by trained staff only.

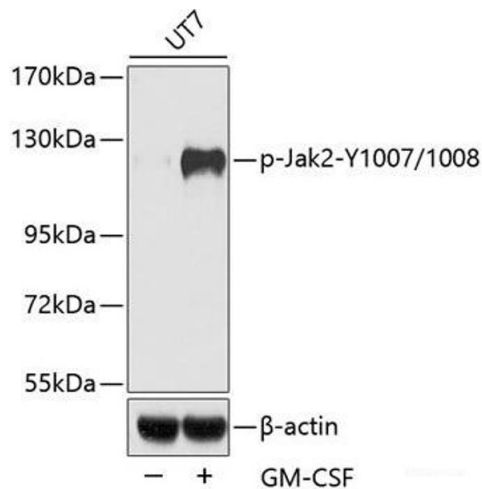
Storage: -20 °C

Storage Comment: Store at -20°C. Avoid freeze / thaw cycles.



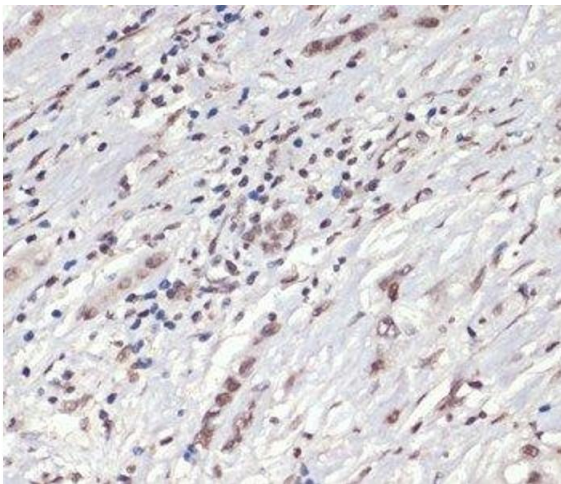
Immunohistochemistry (Paraffin-embedded Sections)

Image 1. Immunohistochemistry of paraffin-embedded Rat lung using Phospho-Jak2(Y1007/1008) Polyclonal Antibody at dilution of 1:200 (40x lens).



Western Blotting

Image 2. Western blot analysis of extracts of UT7 cells using Phospho-Jak2(Y1007/1008) Polyclonal Antibody.



Immunohistochemistry (Paraffin-embedded Sections)

Image 3. Immunohistochemistry of paraffin-embedded Human liver cancer using Phospho-Jak2(Y1007/1008) Polyclonal Antibody at dilution of 1:200 (40x lens).

Please check the [product details page](#) for more images. Overall 7 images are available for ABIN7265246.