Datasheet for ABIN7268723

anti-MYD88 antibody

4 Images

Go to Product page

Overview

Quantity:	100 µL
Target:	MYD88
Reactivity:	Human
Host:	Rabbit
Clonality:	Monoclonal
Conjugate:	This MYD88 antibody is un-conjugated
Application:	Western Blotting (WB)

Product Details

Purpose:	[KO Validated] MyD88 Rabbit mAb
Immunogen:	A synthesized peptide derived from human MyD88
Isotype:	IgG
Cross-Reactivity:	Human
Characteristics:	Monoclonal Antibodies
Purification:	Affinity purification
Grade:	KO Validated

Target Details

Target:	MYD88
Alternative Name:	MYD88 (MYD88 Products)

Target Details

Background:	This gene encodes a cytosolic adapter protein that plays a central role in the innate and adaptive immune response. This protein functions as an essential signal transducer in the interleukin-1 and Toll-like receptor signaling pathways. These pathways regulate that activation of numerous proinflammatory genes. The encoded protein consists of an N-terminal death domain and a C-terminal Toll-interleukin1 receptor domain. Patients with defects in this gene have an increased susceptibility to pyogenic bacterial infections. Alternate splicing results in multiple transcript variants. [provided by RefSeq, Feb 2010],MYD88,MYD88D,myeloid differentiation primary response 88,MyD88,Cardiovascular,Cell Intrinsic Innate Immunity Signaling Pathway,Immunology & Inflammation,Innate Immunity_TLR Signaling,NF-kB Signaling Pathway,Signal Transduction,Toll-like Receptor Signaling Pathway,MYD88
Molecular Weight:	33kDa
Gene ID:	4615
UniProt:	Q99836
Pathways:	NF-kappaB Signaling, TLR Signaling, Neurotrophin Signaling Pathway, Activation of Innate immune Response, Cellular Response to Molecule of Bacterial Origin, Positive Regulation of Immune Effector Process, Production of Molecular Mediator of Immune Response, Toll-Like Receptors Cascades

Application Details

Application Notes:	WB,1:500 - 1:2000
Restrictions:	For Research Use only

Handling

Format:	Liquid
Buffer:	PBS with 0.02 % sodium azide,0.05 % BSA,50 % glycerol, pH 7.3.
Preservative:	Sodium azide
Precaution of Use:	This product contains Sodium azide: a POISONOUS AND HAZARDOUS SUBSTANCE which should be handled by trained staff only.
Storage:	-20 °C
Storage Comment:	Store at -20°C. Avoid freeze / thaw cycles.

Copyright antibodies-online. All rights reserved.

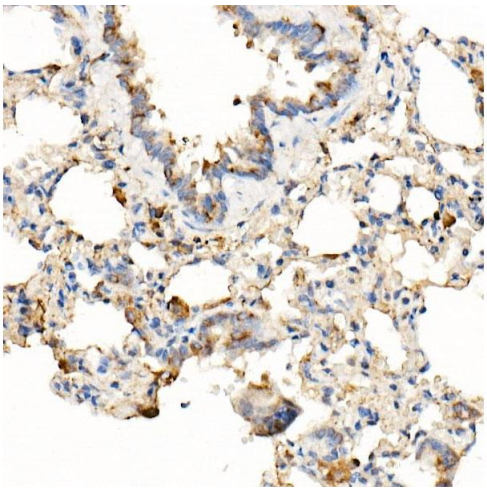

Immunohistochemistry

Image 1. Immunohistochemistry of paraffin-embedded rat lung using [KO Validated] MyD88 Rabbit mAb (ABIN7268723) at dilution of 1:1000 (40x lens).

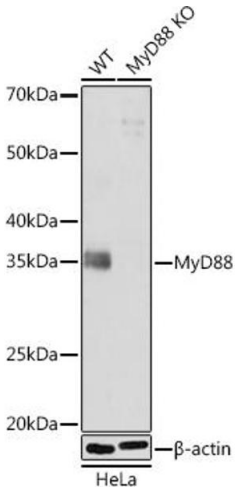

Western Blotting

Image 2. Western blot analysis of extracts from wild type (WT) and MyD88 knockout (KO) HeLa cells, using MyD88 antibody (ABIN7268723) at 1:1000 dilution.Secondary antibody: HRP Goat Anti-Rabbit IgG (H+L) (ABIN1684268 and ABIN3020597) at 1:10000 dilution.Lysates/proteins: 25 µg per lane.Blocking buffer: 3 % nonfat dry milk in TBST.Detection: ECL Basic Kit (RM00020).Exposure time: 3 min.

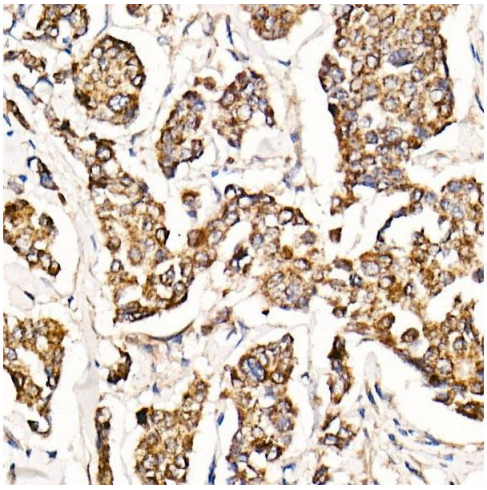

Immunohistochemistry

Image 3. Immunohistochemistry of paraffin-embedded human breast cancer using [KO Validated] MyD88 Rabbit mAb (ABIN7268723) at dilution of 1:1000 (40x lens).

Please check the product details page for more images. Overall 4 images are available for ABIN7268723.