

Datasheet for ABIN7273783

TPBG Protein (AA 35-355) (His tag)**3** Images[Go to Product page](#)

Overview

Quantity:	100 µg
Target:	TPBG
Protein Characteristics:	AA 35-355
Origin:	Cynomolgus
Source:	HEK-293 Cells
Protein Type:	Recombinant
Purification tag / Conjugate:	This TPBG protein is labelled with His tag.

Product Details

Purpose:	Cynomolgus TPBG/5T4 Protein
Sequence:	Thr35-Ser355
Characteristics:	Recombinant Cynomolgus TPBG/5T4 Protein is expressed from HEK293 with His tag at the C-Terminus. It contains Thr35-Ser355.
Purity:	> 95 % as determined by Tris-Bis PAGE, > 95 % as determined by HPLC
Sterility:	0.22 µm filtered
Endotoxin Level:	Less than 1EU per µg by the LAL method.
Biological Activity Comment:	Immobilized Cynomolgus TPBG, His Tag at 0.5µg/ml (100µl/Well) on the plate. Dose response curve for Anti-TPBG Antibody, hFc Tag with the EC50 of 9.5ng/ml determined by ELISA. See testing image for detail.

Target Details

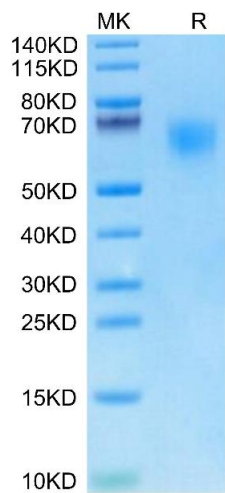
Target:	TPBG
Alternative Name:	TPBG (TPBG Products)
Background:	The oncofetal tumor-associated antigen 5T4 (TBGP) has been linked with CSC properties in several different malignancies. 5T4 has functional attributes that are relevant to the spread of tumors including through EMT, CXCR4/CXCL12, Wnt, and Hippo pathways which may all contribute through the mobilization of CSCs.
Molecular Weight:	35.95 kDa. Due to glycosylation, the protein migrates to 60-70 kDa based on Tris-Bis PAGE result.
UniProt:	Q4R8Y9

Application Details

Restrictions:	For Research Use only
---------------	-----------------------

Handling

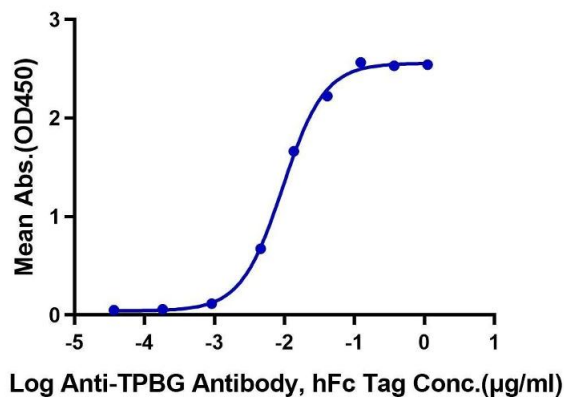
Format:	Lyophilized
Reconstitution:	Centrifuge the tube before opening. Reconstituting to a concentration more than 100 µg/mL is recommended. Dissolve the lyophilized protein in distilled water.
Buffer:	Lyophilized from 0.22µm filtered solution in PBS (pH 7.4). Normally 8 % trehalose is added as protectant before lyophilization.
Storage:	-20 °C,-80 °C
Storage Comment:	-20 to -80°C for 12 months as supplied from date of receipt.,-80°C for 3-6 months after reconstitution.,2-8°C for 2-7 days after reconstitution.,Recommend to aliquot the protein into smaller quantities for optimal storage. Please minimize freeze-thaw cycles.
Expiry Date:	12 months



SDS-PAGE

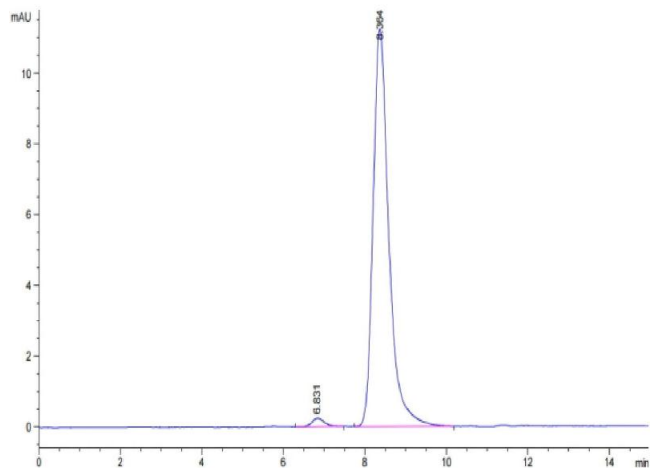
Image 1. Cynomolgus TPBG on Tris-Bis PAGE under reduced condition. The purity is greater than 95 % .

Cynomolgus TPBG, His Tag ELISA
0.05µg Cynomolgus TPBG, His Tag Per Well



ELISA

Image 2. Immobilized Cynomolgus TPBG, His Tag at 0.5 µg/mL (100 µL/Well) on the plate. Dose response curve for Anti-TPBG Antibody, hFc Tag with the EC50 of 9.5 ng/mL determined by ELISA.



Size-exclusion chromatography-High Pressure Liquid Chromatography

Image 3. The purity of Cynomolgus TPBG is greater than 95 % as determined by SEC-HPLC.