

Datasheet for ABIN7273814

CD166 Protein (AA 28-527) (His tag)**3** Images[Go to Product page](#)

Overview

Quantity:	100 µg
Target:	CD166 (ALCAM)
Protein Characteristics:	AA 28-527
Origin:	Cynomolgus
Source:	HEK-293 Cells
Protein Type:	Recombinant
Purification tag / Conjugate:	This CD166 protein is labelled with His tag.

Product Details

Purpose:	Cynomolgus ALCAM/CD166 Protein
Sequence:	Trp28-Lys527
Characteristics:	Recombinant Cynomolgus ALCAM/CD166 Protein is expressed from HEK293 with His tag at the C-Terminus. It contains Trp28-Lys527.
Purity:	> 95 % as determined by Tris-Bis PAGE, > 95 % as determined by HPLC
Sterility:	0.22 µm filtered
Endotoxin Level:	Less than 1EU per µg by the LAL method.
Biological Activity Comment:	Immobilized Cynomolgus ALCAM, His Tag at 2µg/ml (100µl/Well) on the plate. Dose response curve for Anti-ALCAM Antibody, hFc Tag with the EC50 of 0.62µg/ml determined by ELISA. See testing image for detail.

Target Details

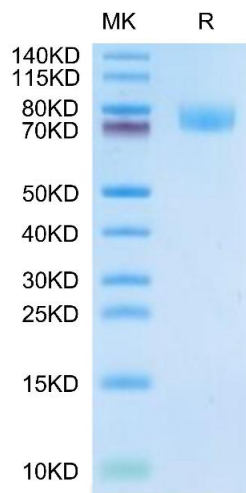
Target:	CD166 (ALCAM)
Alternative Name:	ALCAM (ALCAM Products)
Background:	Brain metastasis (BM) in non-small-cell lung cancer (NSCLC) has a very poor prognosis. Recent studies have demonstrated the importance of cell adhesion molecules in tumor metastasis. Elevated levels of ALCAM expression promote BM formation in NSCLC through increased tumor cell dissemination and interaction with the brain endothelial cells. Therefore, ALCAM could be targeted to reduce the occurrence of BM.
Molecular Weight:	57.10 kDa. Due to glycosylation, the protein migrates to 70-85 kDa based on Tris-Bis PAGE result.
UniProt:	G7NZQ8

Application Details

Restrictions:	For Research Use only
---------------	-----------------------

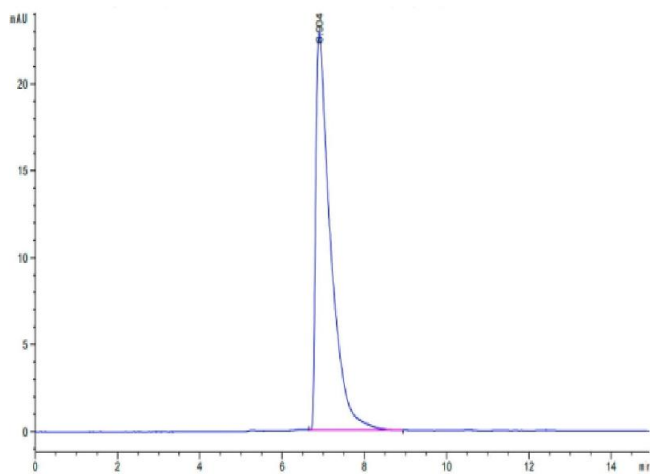
Handling

Format:	Lyophilized
Reconstitution:	Centrifuge the tube before opening. Reconstituting to a concentration more than 100 µg/mL is recommended. Dissolve the lyophilized protein in distilled water.
Buffer:	Lyophilized from 0.22µm filtered solution in PBS (pH 7.4). Normally 8 % trehalose is added as protectant before lyophilization.
Storage:	-20 °C,-80 °C
Storage Comment:	-20 to -80°C for 12 months as supplied from date of receipt.,-80°C for 3-6 months after reconstitution.,2-8°C for 2-7 days after reconstitution.,Recommend to aliquot the protein into smaller quantities for optimal storage. Please minimize freeze-thaw cycles.
Expiry Date:	12 months



SDS-PAGE

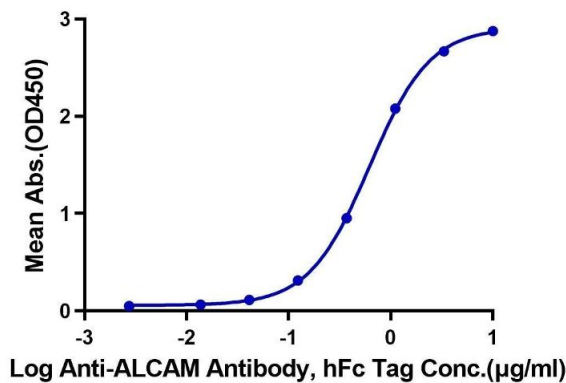
Image 1. Cynomolgus ALCAM on Tris-Bis PAGE under reduced condition. The purity is greater than 95 % .



Size-exclusion chromatography-High Pressure Liquid Chromatography

Image 2. The purity of Cynomolgus ALCAM is greater than 95 % as determined by SEC-HPLC.

Cynomolgus ALCAM, His Tag ELISA
0.2µg Cynomolgus ALCAM, His Tag Per Well



ELISA

Image 3. Immobilized Cynomolgus ALCAM, His Tag at 2 µg/mL (100 µL/Well) on the plate. Dose response curve for Anti-ALCAM Antibody, hFc Tag with the EC50 of 0.62 µg/mL determined by ELISA.