

Datasheet for ABIN7273885

AXL Protein (His-Avi Tag,Biotin)

3 Images

[Go to Product page](#)

Overview

Quantity:	100 µg
Target:	AXL
Origin:	Human
Source:	HEK-293 Cells
Protein Type:	Recombinant
Purification tag / Conjugate:	This AXL protein is labelled with His-Avi Tag,Biotin.

Product Details

Sequence:	Ala26-Pro449
Purity:	> 95% as determined by Tris-Bis PAGE,> 95% as determined by HPLC
Sterility:	0.22 µm filtered
Endotoxin Level:	Less than 1EU per µg by the LAL method.
Biological Activity Comment:	Immobilized Anti-AXL Antibody, hFc Tag at 1µg/ml (100µl/Well) on the plate. Dose response curve for Biotinylated Human AXL, His Tag with the EC50 of 0.13µg/ml determined by ELISA. See testing image for detail.

Target Details

Target:	AXL
Alternative Name:	AXL (AXL Products)
Background:	Axl, UFO, AXL oncogene, AXL, ARK, JTK11, Tyro7, AI323647, EC 2.7.10, EC 2.7.10.1,Axl, a member of the TAM (Tyro3, Axl, Mer) family, and its inhibitors can specifically break the kinase

Target Details

signaling nodes, allowing advanced patients to regain drug sensitivity with improved therapeutic efficacy. Overexpression and activation of Axl receptor tyrosine kinase have been widely accepted to promote cell proliferation, chemotherapy resistance, invasion, and metastasis in several human cancers, such as lung, breast, and pancreatic cancers.

Molecular Weight: 48.7 kDa. Due to glycosylation, the protein migrates to 70-80 kDa based on Tris-Bis PAGE result.

Pathways: [RTK Signaling](#), [Cellular Response to Molecule of Bacterial Origin](#)

Application Details

Restrictions: For Research Use only

Handling

Format: Lyophilized

Reconstitution: Centrifuge tubes before opening. Reconstituting to a concentration more than 100 µg/mL is recommended (usually we use 1 mg/mL solution for lyophilization). Dissolve the lyophilized protein in distilled water.

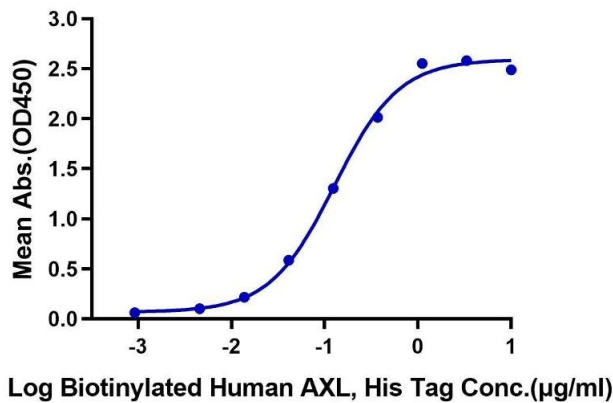
Buffer: Lyophilized from 0.22µm filtered solution in PBS (pH 7.4). Normally 5 % trehalose is added as protectant before lyophilization.

Storage: 4 °C, -80 °C

Storage Comment: Reconstituted protein stable at -80°C for 12 months, 4°C for 1 week. Use a manual defrost freezer and avoid repeated freeze-thaw cycles.

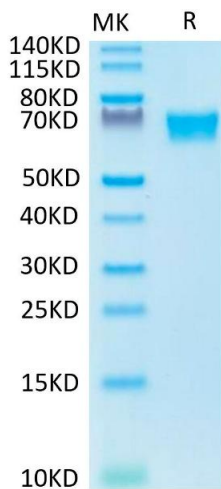
Expiry Date: 12 months

Biotinylated Human AXL, His Tag ELISA
0.1µg Anti-AXL Antibody, hFc Tag Per Well



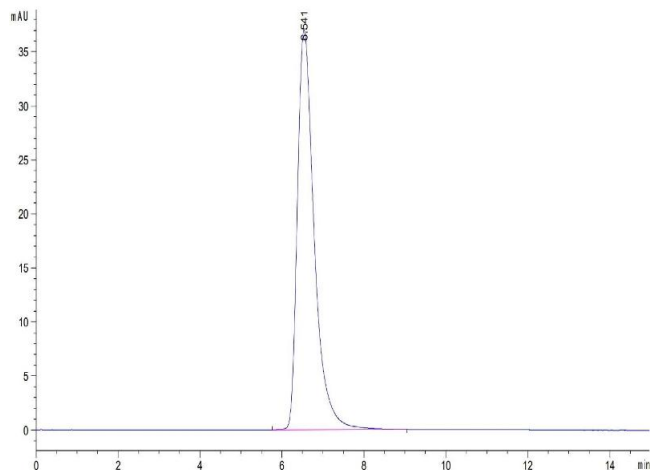
ELISA

Image 1. Immobilized Anti-AXL Antibody, hFc Tag at 1 µg/mL (100 µL/Well) on the plate. Dose response curve for Biotinylated Human AXL, His Tag with the EC50 of 0.13 µg/mL determined by ELISA.



SDS-PAGE

Image 2. Biotinylated Human AXL on Tris-Bis PAGE under reduced condition. The purity is greater than 95 % .



Size-exclusion chromatography-High Pressure Liquid Chromatography

Image 3. The purity of Biotinylated Human AXL is greater than 95 % as determined by SEC-HPLC.